

CRISP Monthly Report

August 2016

The Chesapeake Regional Information System for our Patients (CRISP), the State-Designated health information exchange (HIE), submits monthly status reports to the Maryland Health Care Commission (MHCC). The monthly reports provide updates to the HIE program and use of HIE services. The MHCC's Center for Health Information Technology & Innovative Care Delivery uses the information to facilitate development of the State-Designated HIE, craft policy around privacy and security, and develop initiatives to expand health information technology adoption, including electronic health record adoption and meaningful use.

At a Glance						
HIE Category	June	July	August	Total ^a #	Total ^b %	Growth Rate ^c
Ambulatory Practice Data (# of organizations)						
Signed participation agreements - CRISP Portal (N=4,615 ^d)	21	17	31	876	19.0%	2.9%
CRISP portal live (N=4,615 ^d)	8	18	15	573	12.4%	3.0%
Direct message accounts live (N=4,615 ^d)	28	13	15	838	18.2%	1.7%
Long Term Care Data Consumption (# of organizations) N=235 ^e						
Signed participation agreements - CRISP Portal	1	2	6	140	59.6%	3.0%
CRISP portal live	3	0	2	88	37.4%	1.2%
Encounter notification service live	5	4	16	89	37.9%	13.6%
CRISP Portal Participation and Usage						
Single-sign on live in Maryland hospitals	0	0	0	16	34.0%	0.0%
Users in Prescription Drug Monitoring Program ^f	163	343	556	8,801	12.1%	5.5%
CRISP Portal queries ^g	112,445	103,157	113,801			0.6%
Number of ENS notifications generated ^h	1,212,294	1,205,963	1,211,094			0.0%
Consumer Metrics						
Number of consumers opting out	97	88	137	6,617	0.04%	1.7%
Consumer identifiers (MPI)	227,679	133,489	141,407	15,991,636	99.96%	0.9%
Maryland consumer identifiers (MPI) ^{i,j}	86,311	60,489	64,620	10,657,445	66.64%	0.6%

Notes:

a. Totals are cumulative since service was started.

b. Represents the total percentage of providers or targeted providers utilizing specific CRISP services.

c. Growth rate is calculated based on the totals between months shown above.

d. 2013-2014 Maryland Board of Physicians Licensure data file.

e. 2014 Annual Long Term Care Survey data.

f. Periodic deactivation of 90-day-inactive users accounts may result in lower user totals.

g. Number of CRISP Portal queries not listed in Total # and Total % columns because CRISP Portal queries are not calculated based on a cumulative total over time.

h. Number of ENS notifications generated not listed in Total # and Total % columns because generated ENS notifications are not calculated based on a cumulative total over time.

i. Monthly Maryland MPIs were not captured for February and March, 2016. Growth rate will be available starting in June 2016.

j. Total percentage for Maryland consumer identifiers represents the percentage of all consumer identifiers that are Maryland consumer identifiers.

ly.

* Denotes a twelve month goal, ending in July 2017, as identified by CRISP.

StateStat Reporting

	CRISP Annual Target *
Number of CRISP Portal Queries	105,000
Number of Encounter Notification Service Notifications Generated	**
Total Ambulatory Patient Panel Size for Encounter Notification Service	2,100,000
Number of Unique Users Querying the CRISP Query Portal	4,700
Number of Unique Users Utilizing the Encounter Notification Service	1,900
Number of Hospitals Submitting Laboratory Data	47 *
Number of Hospitals Submitting Radiology Data	47 *
Number of Hospitals Submitting Transcribed Documents	47 *
Number of Total Hospital feeds (including ADTs & CCDs)	212

**CRISP Targets are set by CRISP for the period:
October 1, 2014 through June 30, 2015*

*** A specific target is not indicated for this measure*

**** The total number of hospitals is listed (except for radiology and transcribed reports, as Edward McCready Memorial Hospital has no plans to submit radiology reports to CRISP, and Edward McCready Memorial Hospital and Garrett County Memorial Hospital have no plans to submit transcribed reports to CRISP)*

StateStat Reporting

Number of CRISP Portal Queries

Number of Encounter Notification Service Notifications Generated

Total Ambulatory Patient Panel Size for Encounter Notification Service

Number of Unique Users Querying the CRISP Query Portal

Number of Unique Users Utilizing the Encounter Notification Service

Number of Hospitals Submitting Laboratory Data

Number of Hospitals Submitting Radiology Data

Number of Hospitals Submitting Transcribed Documents

Number of Total Hospital feeds (including ADTs & CCDs)

**CRISP Targets are set by CRISP for the period:
October 1, 2014 through June 30, 2015*

*** A specific target is not indicated for this measure*

**** The total number of hospitals is listed (except for radiology and transcribed reports, as Edward McCready Memorial Hospital has no plans to submit radiology reports to CRISP, and Edward McCready Memorial Hospital and Garrett County Memorial Hospital have no plans to submit transcribed reports to CRISP)*

StateStat Reporting

Number of CRISP Portal Queries

Number of Encounter Notification Service Notifications Generated

Total Ambulatory Patient Panel Size for Encounter Notification Service

Number of Unique Users Querying the CRISP Query Portal

Number of Unique Users Utilizing the Encounter Notification Service

Number of Hospitals Submitting Laboratory Data

Number of Hospitals Submitting Radiology Data

Number of Hospitals Submitting Transcribed Documents

Number of Total Hospital feeds (including ADTs & CCDs)

**CRISP Targets are set by CRISP for the period:
October 1, 2014 through June 30, 2015*

*** A specific target is not indicated for this measure*

**** The total number of hospitals is listed (except for radiology and transcribed reports, as Edward McCready Memorial Hospital has no plans to submit radiology reports to CRISP, and Edward McCready Memorial Hospital and Garrett County Memorial Hospital have no plans to submit transcribed reports to CRISP)*

StateStat Reporting

Number of CRISP Portal Queries

Number of Encounter Notification Service Notifications Generated

Total Ambulatory Patient Panel Size for Encounter Notification Service

Number of Unique Users Querying the CRISP Query Portal

Number of Unique Users Utilizing the Encounter Notification Service

Number of Hospitals Submitting Laboratory Data

Number of Hospitals Submitting Radiology Data

Number of Hospitals Submitting Transcribed Documents

Number of Total Hospital feeds (including ADTs & CCDs)

**CRISP Targets are set by CRISP for the period:
October 1, 2014 through June 30, 2015*

*** A specific target is not indicated for this measure*

**** The total number of hospitals is listed (except for radiology and transcribed reports, as Edward McCready Memorial Hospital has no plans to submit radiology reports to CRISP, and Edward McCready Memorial Hospital and Garrett County Memorial Hospital have no plans to submit transcribed reports to CRISP)*

StateStat Reporting

Number of CRISP Portal Queries

Number of Encounter Notification Service Notifications Generated

Total Ambulatory Patient Panel Size for Encounter Notification Service

Number of Unique Users Querying the CRISP Query Portal

Number of Unique Users Utilizing the Encounter Notification Service

Number of Hospitals Submitting Laboratory Data

Number of Hospitals Submitting Radiology Data

Number of Hospitals Submitting Transcribed Documents

Number of Total Hospital feeds (including ADTs & CCDs)

**CRISP Targets are set by CRISP for the period:
October 1, 2014 through June 30, 2015*

*** A specific target is not indicated for this measure*

**** The total number of hospitals is listed (except for radiology and transcribed reports, as Edward McCready Memorial Hospital has no plans to submit radiology reports to CRISP, and Edward McCready Memorial Hospital and Garrett County Memorial Hospital have no plans to submit transcribed reports to CRISP)*

StateStat Reporting

Number of CRISP Portal Queries

Number of Encounter Notification Service Notifications Generated

Total Ambulatory Patient Panel Size for Encounter Notification Service

Number of Unique Users Querying the CRISP Query Portal

Number of Unique Users Utilizing the Encounter Notification Service

Number of Hospitals Submitting Laboratory Data

Number of Hospitals Submitting Radiology Data

Number of Hospitals Submitting Transcribed Documents

Number of Total Hospital feeds (including ADTs & CCDs)

**CRISP Targets are set by CRISP for the period:
October 1, 2014 through June 30, 2015*

*** A specific target is not indicated for this measure*

**** The total number of hospitals is listed (except for radiology and transcribed reports, as Edward McCready Memorial Hospital has no plans to submit radiology reports to CRISP, and Edward McCready Memorial Hospital and Garrett County Memorial Hospital have no plans to submit transcribed reports to CRISP)*

StateStat Reporting

	Feb-16		Mar-16		Apr-16		May-16		Jun-16	
	Month	Percent Milestone	Month	Percent Milestone	Month	Percent Milestone	Month	Percent Milestone	Month	Percent Milestone
Number of CRISP Portal Queries	106,286	101%	115,042	110%	111,793	106%	115,107	110%	112,445	107%
Number of Encounter Notification Service Notifications Generated	761,001		936,377		1,032,606		1,189,345		1,212,294	
Total Ambulatory Patient Panel Size for Encounter Notification Service	4,617,638	220%	4,742,917	226%	4,837,699	230%	4,689,251	223%	5,103,042	243%
Number of Unique Users Querying the CRISP Query Portal	6,403	136%	8,804	187%	7,282	155%	7,660	163%	7,411	158%
Number of Unique Users Utilizing the Encounter Notification Service	4,149	218%	4,267	225%	4,310	227%	4,409	232%	4,503	237%
Number of Hospitals Submitting Laboratory Data	44	94%	45	96%	45	96%	45	96%	45	96%
Number of Hospitals Submitting Radiology Data	47	100%	47	100%	47	100%	47	100%	47	100%
Number of Hospitals Submitting Transcribed Documents	44	94%	44	94%	44	94%	44	94%	44	94%
Number of Total Hospital feeds (including ADTs & CCDs)	228	108%	232	109%	232	109%	232	109%	234	110%

**CRISP Targets are set by CRISP for the period:
October 1, 2014 through June 30, 2015*

*** A specific target is not indicated for this measure*

**** The total number of hospitals is listed (except for radiology and transcribed reports, as Edward McCready Memorial Hospital has no plans to submit radiology reports to CRISP, and Edward McCready Memorial Hospital and Garrett County Memorial Hospital have no plans to submit transcribed reports to CRISP)*

StateStat Reporting

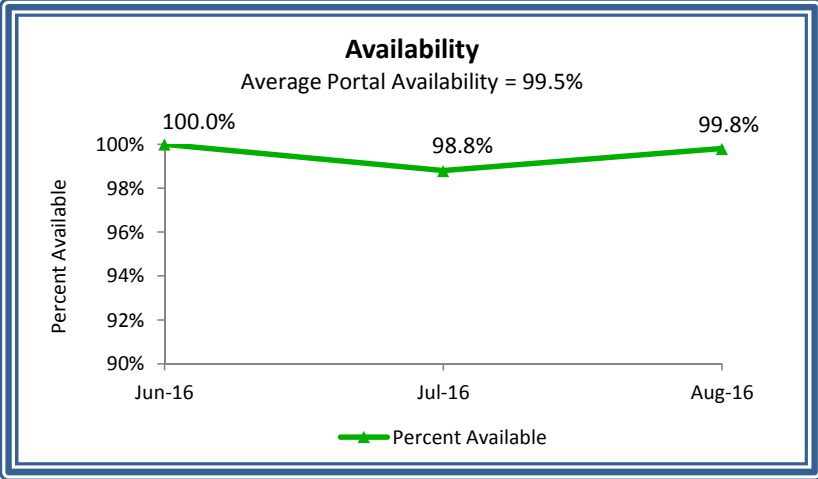
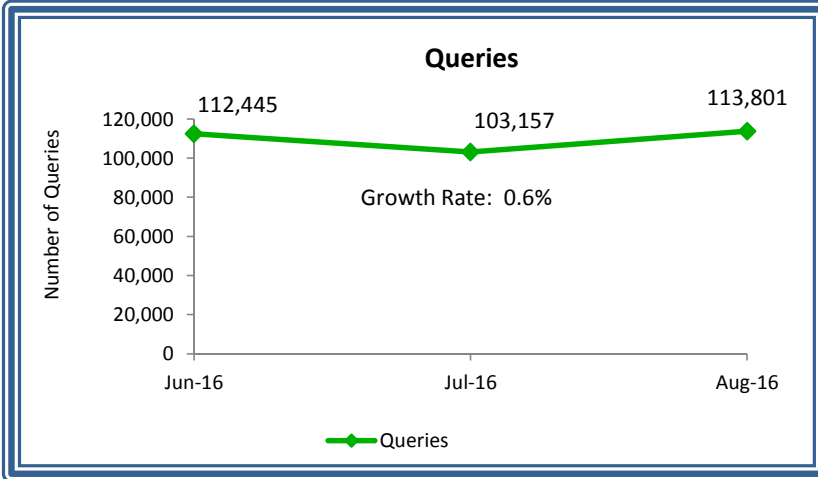
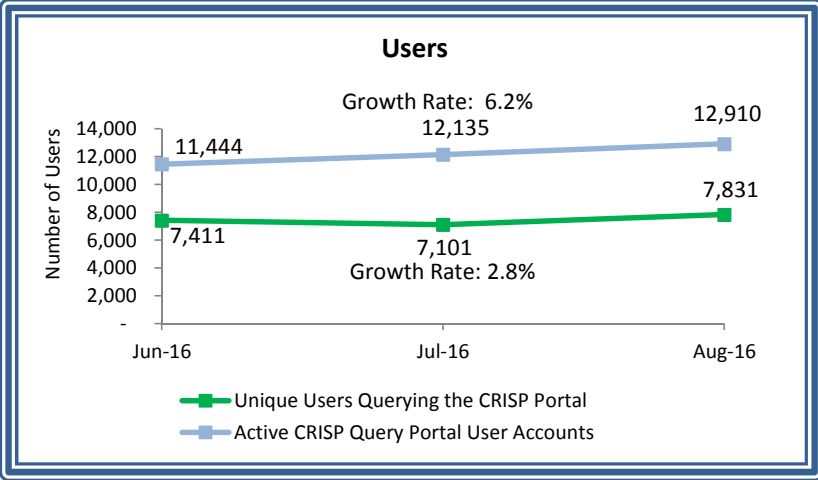
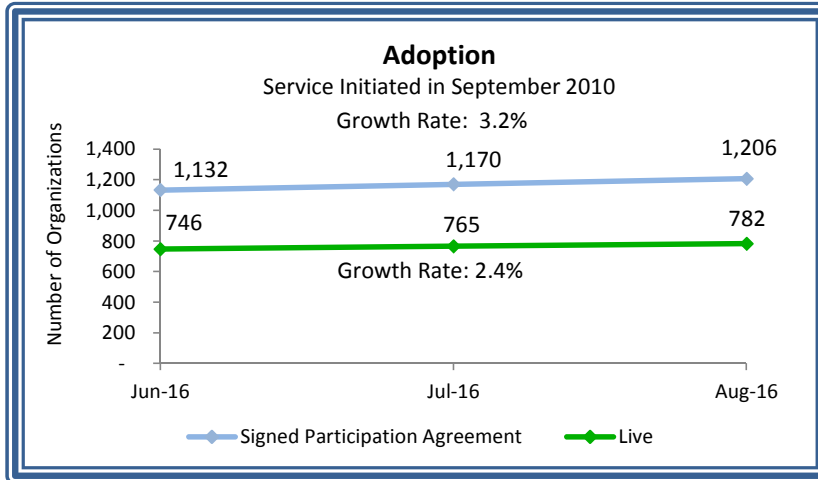
	Jul-16		Aug-16		Progress Oct-14 through Jun-16
	Month	Percent Milestone	Month	Percent Milestone	Percent Milestone
Number of CRISP Portal Queries	103,157	98%	113,801	108%	90%
Number of Encounter Notification Service Notifications Generated	1,205,963		1,211,094		N/A
Total Ambulatory Patient Panel Size for Encounter Notification Service	5,361,249	255%	5,497,141	262%	181%
Number of Unique Users Querying the CRISP Query Portal	7,101	151%	7,831	167%	125%
Number of Unique Users Utilizing the Encounter Notification Service	4,548	239%	4,589	242%	194%
Number of Hospitals Submitting Laboratory Data	45	96%	45	96%	92%
Number of Hospitals Submitting Radiology Data	47	100%	47	100%	100%
Number of Hospitals Submitting Transcribed Documents	44	94%	44	94%	93%
Number of Total Hospital feeds (including ADTs & CCDs)	234	110%	234	110%	102%

**CRISP Targets are set by CRISP for the period:
October 1, 2014 through June 30, 2015*

*** A specific target is not indicated for this measure*

**** The total number of hospitals is listed (except for radiology and transcribed reports, as Edward McCready Memorial Hospital has no plans to submit radiology reports to CRISP, and Edward McCready Memorial Hospital and Garrett County Memorial Hospital have no plans to submit transcribed reports to CRISP)*

CRISP Portal



Notes:

CRISP Portal: A standalone web-based system that contains patient health information from Maryland hospitals and other providers connected to the HIE; information available via the portal includes patient demographics, laboratory results, radiology reports, discharge summaries, operative and consult notes, and medication fill history

Participation Agreement: Providers sign a participation agreement with CRISP in order to query the CRISP Portal

Live: An organization has completed the credentialing, legal, and training process and has at least one user approved to use the Portal

Gap between organizations with a Signed Participation Agreement and those Live: some organizations sign a participation agreement but never complete the full registration process for clinical data access; a portion of these gain PDMP access and do not seek further clinical data access; some organizations only desire use of ENS and do not intend to use the Portal

Users: Doctors, nurses, pharmacists and eligible medical staff whose identity and credentials have been authenticated and granted a CRISP login account

Queries: Number of searches within the CRISP Portal per month

Portal Availability: The percent of hours that the portal is live out of all possible hours in a month

Percent Available: The percent of hours that the portal is available during the month

* April 2016 data for the number of unique users querying the CRISP Portal is unavailable due to technical problems which should be resolved prior to the May 2016 report

CRISP Portal Queries by Provider Type											
Month		Provider Type									Total
		Ambulatory	Cancer Registry	Hospital Emergency Department	Hospital Non-Emergency Department	Long Term Care	Radiology	Payor	Pharmacy		
Aug-14	#	14,553	5,759	9,981	9,277	311	879	0	18,229	58,989	
	%	25	10	17	16	1	1	0	31	100	
Sep-14	#	15,255	5,126	10,084	9,760	443	963	20	16,988	58,639	
	%	26	9	17	17	1	2	0	29	100	
Oct-14	#	16,332	4,702	10,447	10,668	306	904	26	17,695	61,080	
	%	27	8	17	17	1	1	0	29	100	
Nov-14	#	13,537	5,784	8,547	9,446	359	786	1	16,861	55,321	
	%	24	10	15	17	1	1	0	30	100	
Dec-14	#	16,444	5,408	9,463	10,997	488	918	40	21,021	64,779	
	%	25	8	15	17	1	1	0	32	100	
Jan-15	#	19,020	6,936	10,846	13,369	430	1,032	464	22,541	74,638	
	%	25	9	15	18	1	1	1	30	100	
Feb-15	#	18,798	6,223	10,723	13,176	379	1,090	178	22,117	72,684	
	%	26	9	15	18	1	1	0	30	100	
Mar-15	#	22,626	7,854	12,367	14,396	349	1,254	108	25,927	84,881	
	%	27	9	15	17	0	1	0	31	100	
Apr-15	#	20,220	8,266	12,150	14,372	234	1,529	106	32,046	88,923	
	%	23	9	14	16	0	2	0	36	100	
May-15	#	21,432	4,600	12,388	15,807	554	1,434	245	35,381	91,841	
	%	23	5	13	17	1	2	0	39	100	
Jun-15	#	26,483	7,202	12,457	17,090	549	1,436	229	35,913	101,359	
	%	26	7	12	17	1	1	0	35	100	
Jul-15	#	25,070	5,700	12,339	23,064	581	1,099	152	35,340	103,345	
	%	24	6	12	22	1	1	0	34	100	
Aug-15	#	26,342	5,178	12,221	22,541	640	1,358	327	33,122	101,729	
	%	26	5	12	22	1	1	0	33	100	
Sep-15	#	27,360	7,450	12,091	19,211	539	1,428	656	31,148	99,883	
	%	27	7	12	19	1	1	1	31	100	
Oct-15	#	28,734	5,660	12,340	20,100	565	1,545	656	31,545	101,145	
	%	28	6	12	20	1	2	1	31	100	
Nov-15	#	28,765	5,226	12,216	20,723	400	1,200	364	30,266	99,160	
	%	29	5	12	21	0	1	0	31	100	
Dec-15	#	25,834	5,254	11,009	19,634	269	999	319	27,941	91,259	
	%	28	6	12	22	0	1	0	31	100	
Jan-16	#	28,323	4,343	11,653	22,026	244	961	232	29,098	96,880	
	%	29	4	12	23	0	1	0	30	100	
Feb-16	#	32,041	5,523	11,599	23,569	334	1,093	156	31,971	106,286	
	%	30	5	11	22	0	1	0	30	100	
Mar-16	#	35,168	4,421	11,416	28,196	410	1,232	178	34,021	115,042	
	%	31	4	10	25	0	1	0	30	100	
Apr-16	#	33,600	3,069	10,579	29,702	357	1,201	57	33,228	111,793	
	%	30	3	9	27	0	1	0	30	100	
May-16	#	33,355	4,371	11,149	31,523	403	1,244	122	32,940	115,107	
	%	29	4	10	27	0	1	0	29	100	
Jun-16	#	33,562	4,449	10,436	29,383	320	1,346	133	32,816	112,445	
	%	30	4	9	26	0	1	0	29	100	
Jul-16	#	29,707	4,828	9,691	27,791	274	1,014	85	29,767	103,157	
	%	29	5	9	27	0	1	0	29	100	
Aug-16	#	35,084	4,452	12,210	29,093	300	31,403	1,158	101	113,801	
	%	31	4	11	26	0	28	1	0	100	
Total	#	699,611	244,886	365,028	508,142	11,608	73,973	7,280	711,343	2,632,208	
Monthly Average	#	14,278	4,998	7,450	10,370	237	1,510	260	22,229	53,719	

Notes:

CRISP Portal: A standalone web-based system that contains patient health information from Maryland hospitals and other providers connected to the HIE; information available via the portal includes patient demographics, laboratory results, radiology reports, discharge summaries, operative and consult notes, and medication fill history

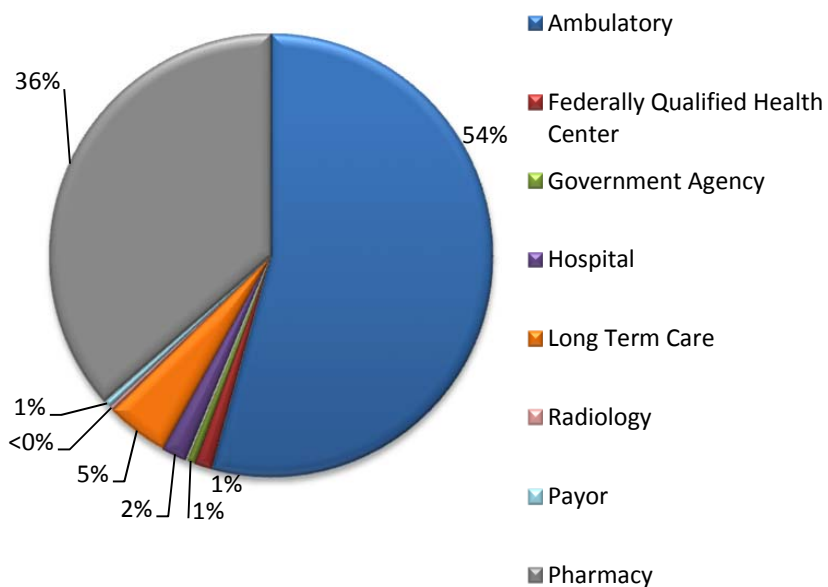
Queries: Number of searches within the CRISP Portal per month

Pharmacy: Access provided beginning in October 2013

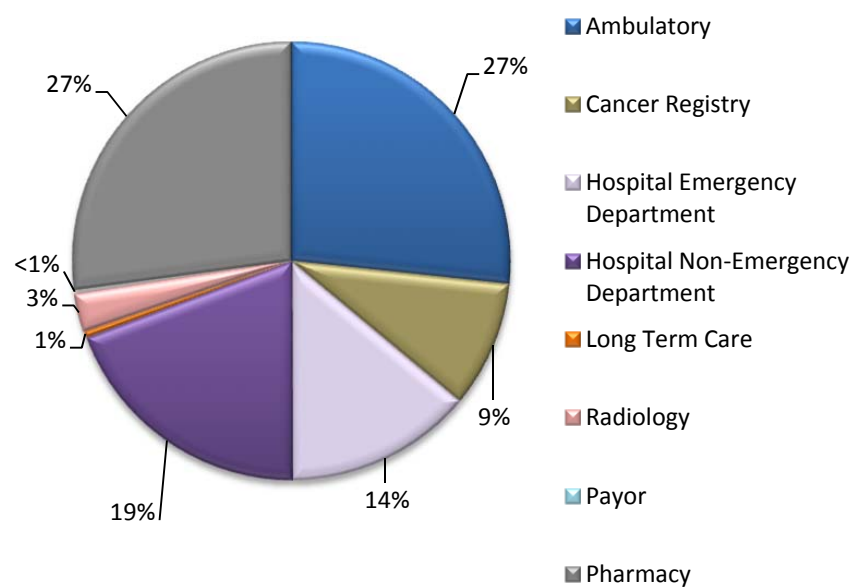
Payor: Data available beginning in February 2014.

Use of CRISP Services by Provider Type

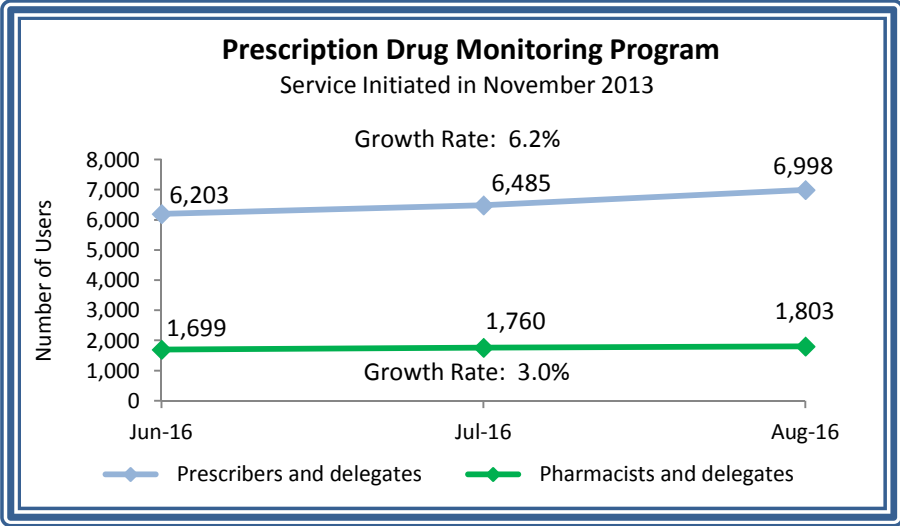
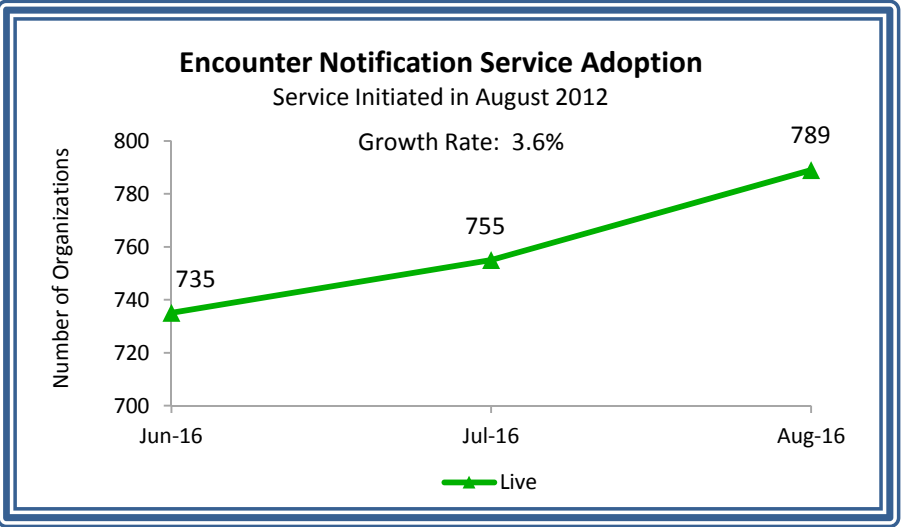
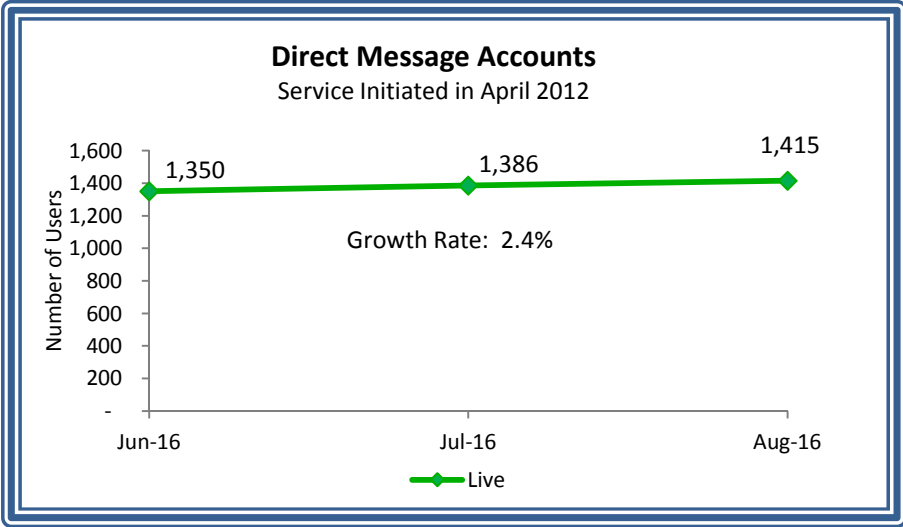
Types of Providers Consuming CRISP Data*



Total CRISP Portal Queries by Provider Type



Notes:
CRISP Portal: A standalone web-based system that contains patient health information from Maryland hospitals and other providers connected to the HIE; information available via the portal includes patient demographics, laboratory results, radiology reports, discharge summaries, operative and consult notes, and medication fill history
Queries: Number of searches within the CRISP Portal per month, includes CRISP Portal and Prescription Drug Monitoring Program (PDMP) queries
 *Includes access to CRISP Portal, encounter notification service (ENS), and/or PDMP; PDMP users include prescribers (health care providers with the authorization to prescribe controlled dangerous substances), pharmacists (dispensers of controlled dangerous substances), and delegates (licensed health professionals with access to PDMP under an overseeing prescriber or pharmacist)



Notes:

- Direct Message Accounts:** A secure and encrypted e-mail service that supports electronic communication between health care providers
- Encounter Notification System (ENS):** A system that notifies providers when one of their patients has an encounter at a Maryland hospital, which includes patient admission, discharge, and transfer activity
- Live:** Users live with a CRISP Direct Messaging account / organizations receiving ENS alerts
- Prescription Drug Monitoring Program (PDMP):** Records of all dispensing of controlled dangerous substances (CDS) available in CRISP query porta; periodic deactivation of 90-day-inactive users accounts may result in lower user totals
- Prescribers:** Health care providers with the authorization to prescribe CDS
- Pharmacists:** Dispensers of CDS
- Delegates:** Licensed health professionals with access to PDMP under an overseeing prescriber or pharmacist

Other Leading CRISP Projects

#	Active Projects
1	Security Framework: Develop a framework for privacy and security on the CRISP network
2	District of Columbia Adoption: Six-month focused effort on growing query and Encounter Notification Service (ENS) among District of Columbia participants
3	FairWarning: Internal tool to aid in appropriate use audits
4	CRISP Reporting Service (CRS) - Health Services Cost Review Commission & Hospital Support: Monthly data processing and reports
5	CRS - Care Coordination
6	Provider Directory Enhancement FY15: Ability to update provider demographics
7	All Payer Claims Database (APCD) FY14: CRISP ID on the Maryland Health Care Commission database
8	Payor Portal
9	ENS Enhancement & Deployment
10	Single Sign On / Electronic Health Record (EHR) Integration: Improve query portal workflow in hospital
11	ENS Enhancement - Transitions of care
12	Provider Directory Enhancement - Direct addresses
13	Social Security / eHealth Exchange Onboarding
14	Clinical Quality Measures / PopHealth
15	CRS - Maryland Health Benefits Exchange (MHBE) Dashboard
16	Administrative Network Connectivity
17	Consolidated Clinical Document Architecture (CCDA) from All Hospitals / CCDA Push
18	Integrative Care Network Programming
19	Medicaid Meaningful Use (MU) Support: Enhancing MU support tools
#	Developing Ideas / Possible Projects
1	Ambulatory Integration - Accountable care organization support
2	Ambulatory Integration - Payor HEDIS (Healthcare Effectiveness Data and Information Set) support
3	Ambulatory Integration - Quality indicators, PopHealth, gaps in care
4	CRS - On Demand Reporting for Hospitals
5	District of Columbia Department of Health Reporting Support
6	ENS Enhancement - Expanded patient family notifications
7	ENS Enhancement - Motor Vehicle Association (MVA) integration
8	ImmuNet Query Portal Integration
9	Prescription Drug Monitoring Program Enhancement - Structured data in EHR and/or pharmacy information systems
10	Radiology Image Exchange
11	Regional Expansion
12	Care Management Support