

CRISP Monthly Reports

March 2015

The Chesapeake Regional Information System for our Patients (CRISP), the State-Designated health information exchange (HIE), submits monthly status reports to the Maryland Health Care Commission (MHCC). The monthly reports provide updates to the HIE program and use of HIE services. The MHCC's Center for Health Information Technology & Innovative Care Delivery uses the information to facilitate development of the State-Designated HIE, craft policy around privacy and security, and develop initiatives to expand health information technology adoption, including electronic health record adoption and meaningful use.

At a Glance					
HIE Category	Jan	Feb	Mar	Total ^a #	Total ^a %
Ambulatory Practice Data Consumption (# of organizations) N=5,153 ^b					
Signed participation agreements - CRISP Portal	10	15	12	531	10.3%
CRISP portal live	5	20	9	384	7.5%
Direct message accounts live	24	29	23	477	9.3%
Encounter notification service live	7	27	20	242	4.7%
Hospital Data Submission (# of hospitals) N=47					
Laboratory reports	0	0	1	41	87%
Radiology reports	1	0	0	46	100% ^c
Transcribed reports	0	0	0	44	98% ^d
Long Term Care Data Consumption (# of organizations) N=233 ^e					
Signed participation agreements - CRISP Portal	0	1	0	106	45%
CRISP portal live	0	1	15	78	33%
Encounter notification service live	0	2	3	37	16%
Query Portal Usage					
Single-sign on live in Maryland hospitals	0	0	0	5	11%
Users in Prescription Drug Monitoring Program ^f	-421	304	221	6,183	8%
CRISP Portal queries ^g	74,174	72,506	84,773		

Notes:

^a Totals are cumulative since service was started

^b 2012-2013 Maryland Board of Physicians Licensure data file

^c Edward McCready Memorial Hospital has no plans to submit radiology reports to CRISP

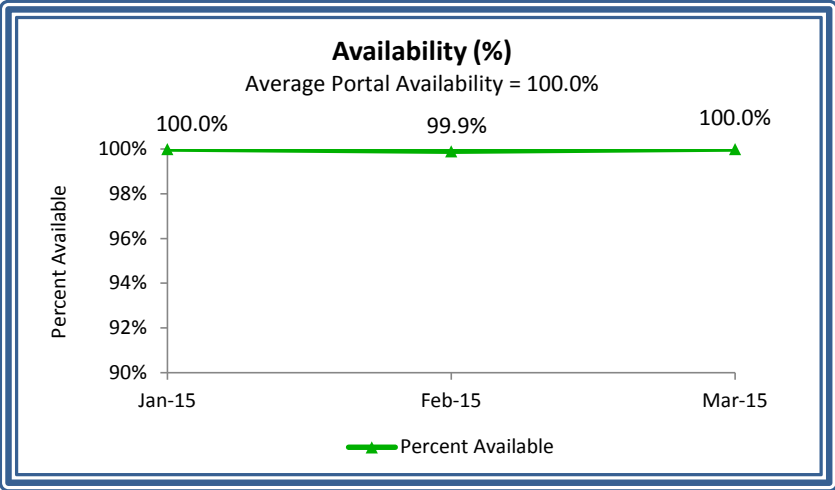
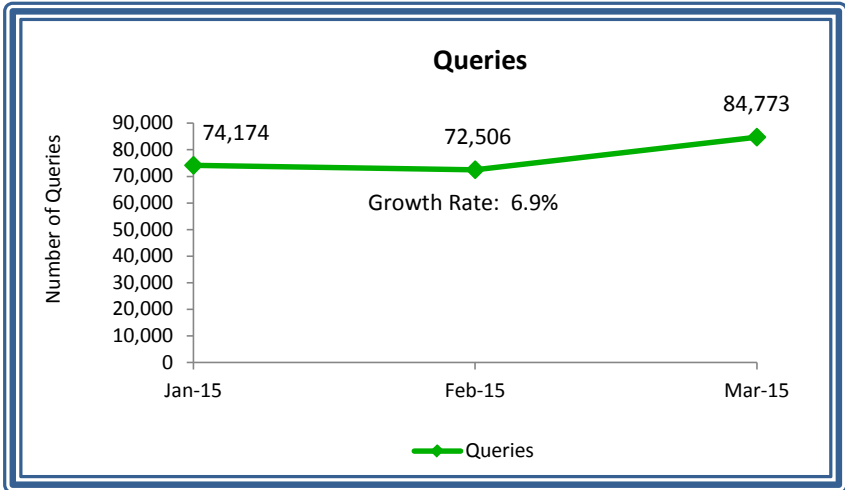
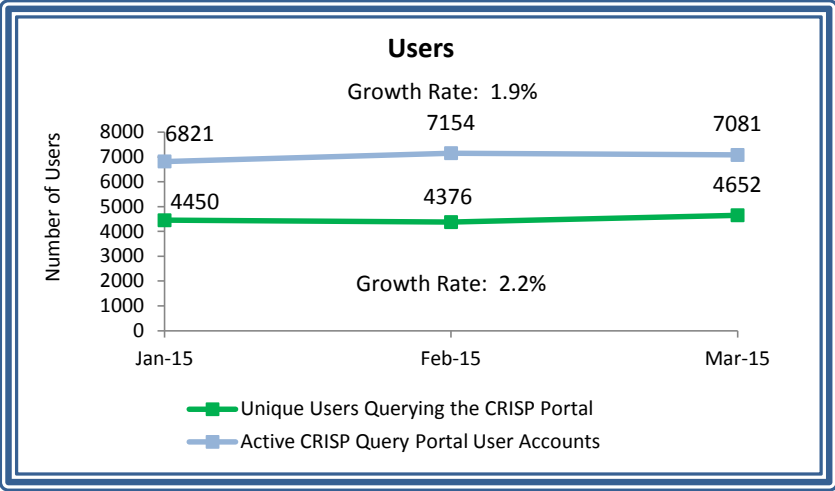
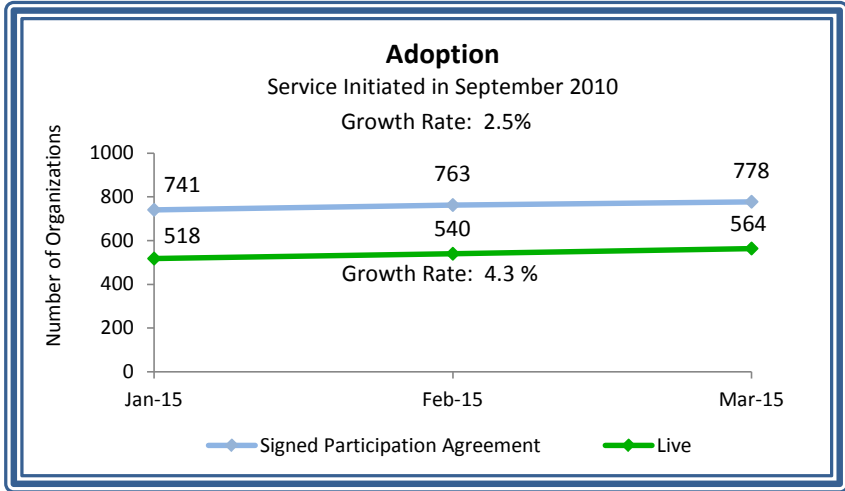
^d Edward McCready Memorial Hospital and Garrett County Memorial Hospital have no plans to submit transcribed reports to CRISP

^e 2013 Annual Long Term Care Survey data

^f Periodic deactivation of 90-day-inactive users accounts resulted in the lower user total for January

^g Number of CRISP Portal queries not listed in Total # and Total % columns because CRISP Portal queries are not calculated based on a cumulative total over time

CRISP Portal



Notes:

CRISP Portal: A standalone web-based system that contains patient health information from Maryland hospitals and other providers connected to the HIE; information available via the portal includes patient demographics, laboratory results, radiology reports, discharge summaries, operative and consult notes, and medication fill history

Participation Agreement: Providers sign a participation agreement with CRISP in order to query the CRISP Portal

Live: An organization has completed the credentialing, legal, and training process and has at least one user approved to use the Portal

Gap between organizations with a Signed Participation Agreement and those Live: some organizations sign a participation agreement but never complete the full registration process for clinical data access; a portion of these gain PDMP access and do not seek further clinical data access; some organizations only desire use of ENS and do not intend to use the Portal

Users: Doctors, nurses, pharmacists and eligible medical staff whose identity and credentials have been authenticated and granted a CRISP login account

Queries: Number of searches within the CRISP Portal per month

Portal Availability: The percent of hours that the portal is live out of all possible hours in a month

Percent Available: The percent of hours that the portal is available during the month

CRISP Portal Queries by Provider Type

Month		Provider Type								Total
		Ambulatory	Cancer Registry	Hospital Emergency Department	Hospital Non-Emergency Department	Long Term Care	Radiology	Pharmacy		
Apr-13	#	2,137	7,017	3,370	1,056	60	783	-	14,423	
	%	15	49	23	7	0	5	-	100	
May-13	#	1,606	7,922	3,507	979	105	575	-	14,694	
	%	11	54	24	7	1	4	-	100	
Jun-13	#	1,831	5,630	3,256	1,023	65	597	-	12,402	
	%	15	45	26	8	1	5	-	100	
Jul-13	#	2,323	6,003	3,027	1,180	19	533	-	13,085	
	%	18	46	23	9	0	4	-	100	
Aug-13	#	2,065	7,623	2,858	1,376	118	573	-	14,613	
	%	14	52	20	9	1	4	-	100	
Sep-13	#	Data not available due to the change of the core infrastructure vendor								10,337
	%									
Oct-13	#	3,114	4,116	3,231	3,150	53	618	273	14,555	
	%	21	28	22	22	0	4	2	100	
Nov-13	#	2,378	5,111	3,993	2,951	8	491	407	15,339	
	%	16	33	26	19	0	3	3	100	
Dec-13	#	3,150	4,407	4,723	2,986	8	400	557	16,231	
	%	19	27	29	18	0	2	3	100	
Jan-14	#	6,773	2,766	5,995	3,510	17	636	1,313	21,010	
	%	32	13	29	17	0	3	6	100	
Feb-14	#	7,047	3,409	6,014	3,908	56	464	3,503	24,401	
	%	29	14	25	16	0	2	14	100	
Mar-14	#	8,333	5,086	6,949	4,828	81	646	7,173	33,096	
	%	25	15	21	15	0	2	22	100	
Apr-14	#	11,663	4,278	7,734	4,747	168	722	10,799	40,111	
	%	29	11	19	12	0	2	27	100	
May-14	#	12,504	4,601	8,548	6,060	199	820	13,301	46,033	
	%	27	10	19	13	0	2	29	100	
Jun-14	#	11,571	4,795	8,505	6,439	199	761	13,254	45,524	
	%	25	11	19	14	0	2	29	100	
Jul-14	#	14,443	4,678	9,664	7,768	205	756	15,680	53,194	
	%	27	9	18	15	0	1	29	100	
Aug-14	#	14,553	5,759	9,981	9,277	311	879	18,229	58,989	
	%	25	10	17	16	1	1	31	100	
Sep-14	#	15,255	5,126	10,084	9,760	443	963	16,988	58,619	
	%	26	9	17	17	1	2	29	100	
Oct-14	#	16,332	4,702	10,447	10,668	306	904	17,695	61,054	
	%	27	8	17	17	1	1	29	100	
Nov-14	#	13,537	5,784	8,547	9,446	359	786	16,861	55,320	
	%	24	10	15	17	1	1	30	100	
Dec-14	#	16,444	5,408	9,463	10,997	488	918	21,021	64,739	
	%	25	8	15	17	1	1	32	100	
Jan-15	#	19,020	6,936	10,846	13,369	430	1,032	22,541	74,174	
	%	26	9	15	18	1	1	30	100	
Feb-15	#	18,798	6,223	10,723	13,176	379	1,090	22,117	72,506	
	%	26	9	15	18	1	2	31	100	
Mar-15	#	22,626	7,854	12,367	14,396	349	1,254	25,927	84,773	
	%	27	9	15	17	0	1	31	100	
Total	#	241,886	159,265	178,233	145,840	5,038	23,695	227,639	981,596	
Monthly Average	#	6,911	4,550	5,092	4,167	144	677	6,504	28,046	

Notes:

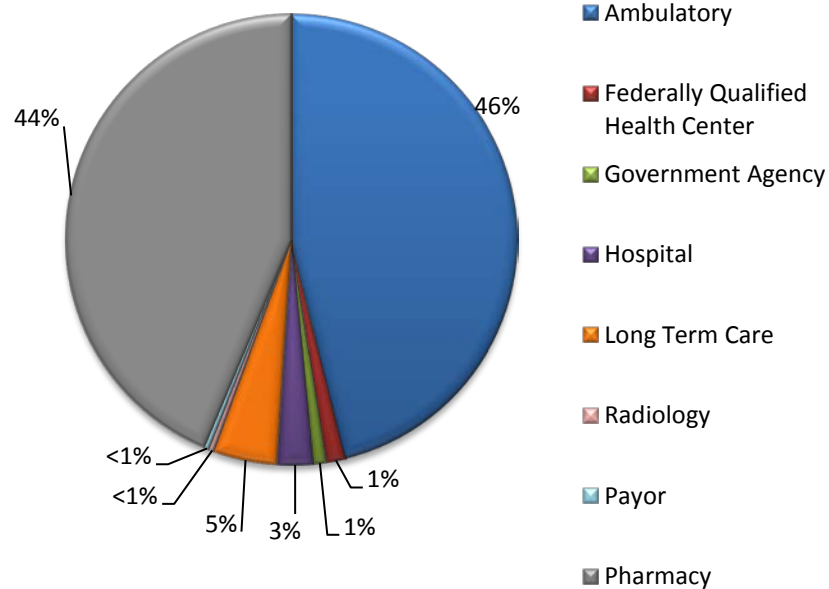
CRISP Portal: A standalone web-based system that contains patient health information from Maryland hospitals and other providers connected to the HIE; information available via the portal includes patient demographics, laboratory results, radiology reports, discharge summaries, operative and consult notes, and medication fill history

Queries: Number of searches within the CRISP Portal per month

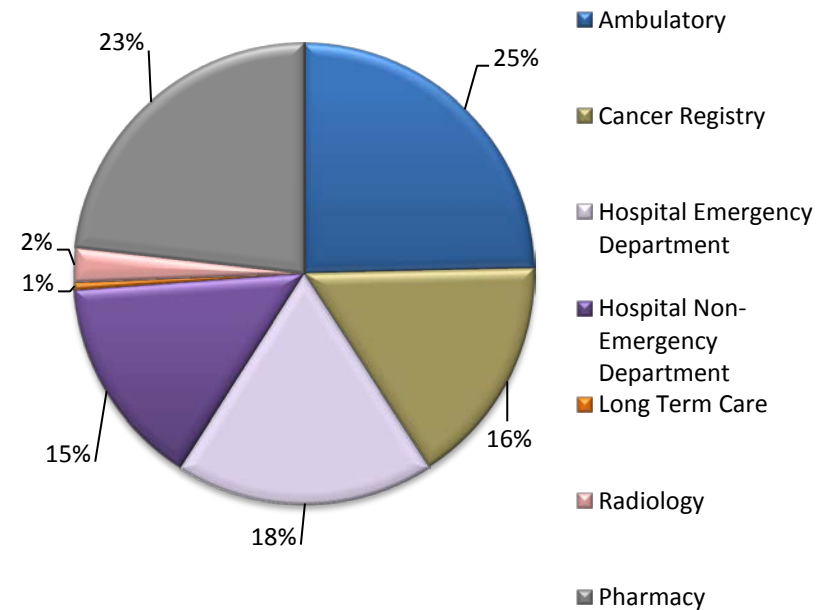
Pharmacy: Access provided beginning in October 2013

Use of CRISP Services by Provider Type

Types of Providers Consuming CRISP Data*



Total CRISP Portal Queries by Provider Type



Notes:

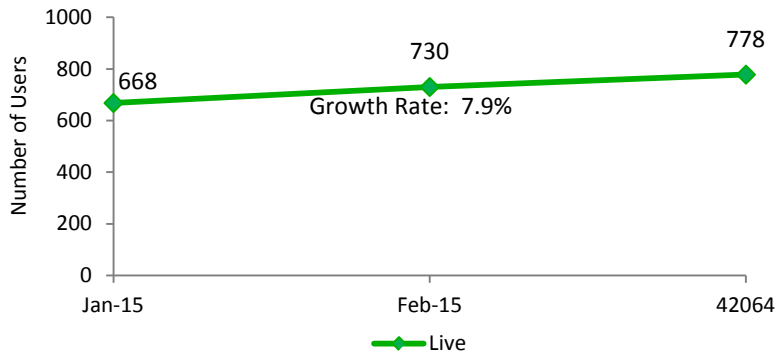
CRISP Portal: A standalone web-based system that contains patient health information from Maryland hospitals and other providers connected to the HIE; information available via the portal includes patient demographics, laboratory results, radiology reports, discharge summaries, operative and consult notes, and medication fill history

Queries: Number of searches within the CRISP Portal per month, includes CRISP Portal and Prescription Drug Monitoring Program (PDMP) queries

*Includes access to CRISP Portal, encounter notification service (ENS), and/or PDMP; PDMP users include prescribers (health care providers with the authorization to prescribe controlled dangerous substances), pharmacists (dispensers of controlled dangerous substances), and delegates (licensed health professionals with access to PDMP under an overseeing prescriber or pharmacist)

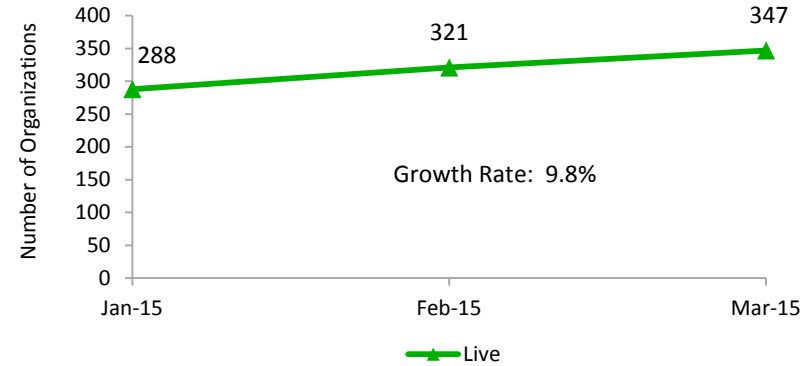
Direct Message Accounts

Service Initiated in April 2012



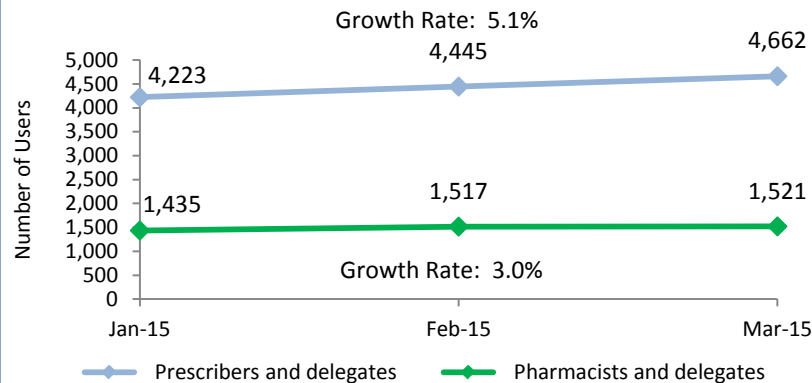
Encounter Notification Service Adoption

Service Initiated in August 2012



Prescription Drug Monitoring Program

Service Initiated in November 2013



Notes:

Direct Message Accounts: A secure and encrypted e-mail service that supports electronic communication between health care providers

Encounter Notification System (ENS): A system that notifies providers when one of their patients has an encounter at a Maryland hospital, which includes patient admission, discharge, and transfer activity

Live: Users live with a CRISP Direct Messaging account / organizations receiving ENS alerts

Prescription Drug Monitoring Program (PDMP): Records of all dispensing of controlled dangerous substances (CDS) available in CRISP query portal

Prescribers: Health care providers with the authorization to prescribe CDS

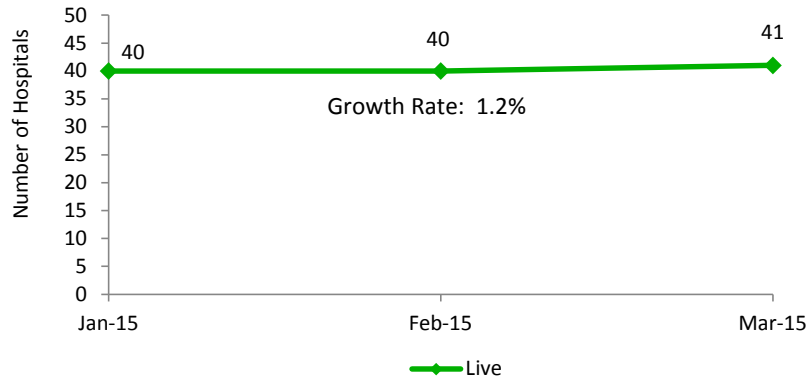
Pharmacists: Dispensers of CDS

Delegates: Licensed health professionals with access to PDMP under an overseeing prescriber or pharmacist

Hospital Data Submission

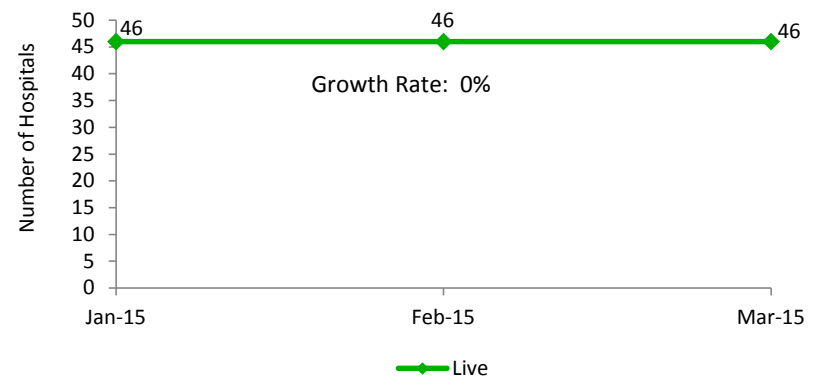
Laboratory Reports Live

Service Initiated in March 2011 (N=47)



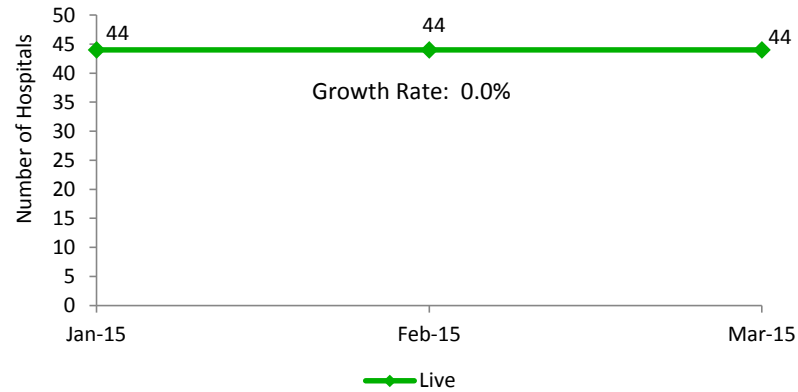
Radiology Reports Live

Service Initiated in March 2011 (N=46)*



Transcribed Reports Live

Service Initiated in March 2011 (N=45)**



Notes:

Live: The number of hospitals using the laboratory documents exchange service / radiology documents exchange service / transcribed exchange service

N: The number of acute care hospitals in Maryland

*Edward McCready Memorial Hospital has no plans to submit radiology reports to CRISP

** Edward McCready Memorial Hospital and Garrett County Memorial Hospital have no plans to submit transcribed reports to CRISP

Hospital Data Submission and Use

Count	Hospital	Current Status of Data Submission			Use of Services		
		Laboratory Reports	Radiology Reports	Transcribed Documents	Portal Live	Portal - Single Sign On*	ENS
1	Anne Arundel Medical Center	Mar-12	Mar-12	54	Jul-12	19	Sep-13
2	Atlantic General Hospital	Jun-11	Jun-11	Jun-11	Mar-12	19	31
3	Baltimore Washington Medical Center	Apr-14	Jan-14	Sep-14	Mar-12	19	31
4	Bon Secours Baltimore Health System	Feb-13	Feb-13	Feb-14	Jan-13	19	Jun-14
5	Calvert Memorial Hospital	Dec-12	Dec-12	Dec-12	Feb-13	19	31
6	Carroll Hospital Center	May-12	Apr-12	Apr-12	Jul-12	19	31
7	Doctors Community Hospital	Sep-12	Sep-13	Dec-13	Apr-13	19	Jun-13
8	Edward McCready Memorial Hospital	Aug-12			Feb-14	19	31
9	Fort Washington Medical Center	Sep-12	Mar-12	May-12	Sep-12	19	Sep-14
10	Frederick Memorial Hospital	Mar-12	Dec-11	Dec-14	Jul-12	19	31
11	Garrett County Memorial Hospital	Jun-11	Apr-12		Jan-14	19	31
12	Greater Baltimore Medical Center	Nov-12	Sep-12	Sep-12	Jun-12	19	Dec-14
13	Harford Memorial Hospital	Jul-12	Jul-12	Jul-12	Aug-12	19	Oct-14
14	Holy Cross Hospital	Sep-10	Sep-10	Sep-10	Dec-11	19	31
15	Holy Cross Hospital - Germantown	Sep-14	Sep-14	Sep-14	Oct-14	19	7
16	Howard County General Hospital	Feb-12	Nov-11	Nov-11	Mar-12	19	Sep-14
17	Johns Hopkins Bayview Medical Center	54	Feb-12	Jul-12	Apr-12	19	Mar-14
18	Johns Hopkins Hospital	54	Dec-11	May-12	Jul-12	19	Sep-14
19	Laurel Regional Hospital	54	Jan-15	Jul-12	Sep-13	19	31
20	MedStar Franklin Square Medical Center	Oct-11	Oct-11	Nov-12	Jul-12	Apr-13	Jan-14
21	MedStar Good Samaritan Hospital	Oct-11	Oct-11	Nov-12	Jun-12	Apr-13	Mar-15
22	MedStar Harbor Hospital	Oct-11	Sep-12	Nov-12	Mar-12	Apr-13	Aug-12
23	MedStar Montgomery Medical Center	Mar-13	Apr-11	Apr-11	Dec-11	Apr-13	Mar-15
24	MedStar Southern Maryland Hospital Center	54	Jul-11	Nov-11	Feb-13	19	Mar-15
25	MedStar St. Mary's Hospital	Jun-12	Mar-12	Dec-12	Jun-13	19	Jan-15
26	MedStar Union Memorial Hospital	Oct-10	Oct-10	Nov-12	May-12	Apr-13	Mar-15
27	Mercy Medical Center	54	Nov-12	May-14	Aug-12	19	Jun-14
28	Meritus Medical Center	Jul-12	Jul-12	Jul-12	Sep-12	19	Sep-14
29	Northwest Hospital Center	Dec-11	Dec-11	Aug-12	Sep-12	19	Jun-14
31	Peninsula Regional Medical Center	Jun-14	Jun-14	Jun-14	Sep-13	19	31
31	Prince George's Hospital Center	Mar-15	Dec-14	Jul-12	Apr-13	19	31
32	Shady Grove Adventist Hospital	Nov-11	Dec-10	Dec-11	Dec-11	19	Mar-15
33	Sinai Hospital	Dec-11	Dec-11	Aug-12	Sep-12	19	Jun-14
34	St. Agnes Hospital	Feb-12	Feb-12	Feb-12	Dec-12	19	Jul-14
35	Suburban Hospital	Oct-10	Oct-10	Oct-10	Sep-11	19	Jan-15
36	Union Hospital Cecil County	Aug-11	Sep-11	Sep-11	Sep-12	19	31
37	University of Maryland Charles Regional Medical Center	Jun-14	Apr-14	Apr-14	Jan-13	19	Sep-14
38	University of Maryland Medical Center	Mar-14	Jan-14	Jul-12	Jul-12	19	31
39	University of Maryland Medical Center Midtown Campus	54	Apr-13	Apr-13	Feb-13	19	Jun-14
40	University of Maryland Rehabilitation & Orthopedic Institute	Mar-14	Jan-14	Jul-12	Feb-14	19	31
41	University of Maryland Shore Medical Center at Chestertown	Sep-14	Sep-14	Sep-14	Mar-13	19	31
42	University of Maryland Shore Medical Center at Dorchester	Sep-14	Sep-14	Sep-14	Jan-14	19	31
43	University of Maryland Shore Medical Center at Easton	Sep-14	Sep-14	Sep-14	Oct-13	19	31
44	University of Maryland St. Joseph Medical Center	May-12	May-12	Feb-14	May-12	19	Aug-12
45	University of Maryland Upper Chesapeake Medical Center	Jul-12	Jul-12	Jul-12	Aug-12	19	Oct-14
46	Washington Adventist Hospital	Nov-11	Dec-10	Dec-10	Apr-11	19	Feb-15
47	Western Maryland Health System	Mar-11	Mar-11	Feb-12	Jan-11	19	31

Key	Total Number of Hospitals in Current Status			Total Number of Hospitals Using Services		
	Laboratory Reports	Radiology Reports	Transcribed Documents	Portal	Portal - SSO	ENS
Not Live (months in current status)	6	0	1	0	42	19
Data Quality Assurance & Monitoring (months in current status) <i>Hospitals standardizing and mapping data for transmission</i>	0	0	0	N/A	N/A	N/A
<i>Live The number of hospitals that have successfully completed the above listed activities and the date the hospital went live</i>	41	46	44	47	5	28
No plans to provide data feed	0	1	2	N/A	N/A	N/A

Notes:

* Pilot for Single Sign On to Portal launched in April 2013 and offered to all hospitals starting in September 2013

Other Leading CRISP Projects

#	Active Projects
1	Security Framework: Develop a framework for privacy and security on the CRISP network
2	District of Columbia Adoption: Six-month focused effort on growing query and Encounter Notification Service (ENS) among District of Columbia participants
3	FairWarning: Internal tool to aid in appropriate use audits
4	CRISP Reporting Service (CRS) - Health Services Cost Review Commission & Hospital Support: Monthly data processing and reports
5	CRS - Care Coordination
6	Provider Directory Enhancement FY15: Ability to update provider demographics
7	All Payer Claims Database (APCD) FY14: CRISP ID on the Maryland Health Care Commission database
8	Payor Portal
9	ENS Enhancement & Deployment
10	Single Sign On / Electronic Health Record (EHR) Integration: Improve query portal workflow in hospital
11	ENS Enhancement - Transitions of care
12	Provider Directory Enhancement - Direct addresses
13	Social Security / eHealth Exchange Onboarding
14	Clinical Quality Measures / PopHealth
15	CRS - Maryland Health Benefits Exchange (MHBE) Dashboard
16	Medicaid Meaningful Use (MU) Support: Enhancing MU support tools
#	Developing Ideas / Possible Projects
1	Ambulatory Integration - Accountable care organization support
2	Ambulatory Integration - Payor HEDIS (Healthcare Effectiveness Data and Information Set) support
3	Ambulatory Integration - Quality indicators, PopHealth, gaps in care
4	Consolidated Clinical Document Architecture (CCDA) from All Hospitals / CCDA Push
5	CRS - On Demand Reporting for Hospitals
6	District of Columbia Department of Health Reporting Support
7	ENS Enhancement - Expanded patient family notifications
8	ENS Enhancement - Motor Vehicle Association (MVA) integration
9	ImmuNet Query Portal Integration
10	Prescription Drug Monitoring Program Enhancement - Structured data in EHR and/or pharmacy information systems
11	Radiology Image Exchange
12	Regional Expansion
13	Care Management Support