

# CRISP Monthly Reports

February 2015

The Chesapeake Regional Information System for our Patients (CRISP), the State-Designated health information exchange (HIE), submits monthly status reports to the Maryland Health Care Commission (MHCC). The monthly reports provide updates to the HIE program and use of HIE services. The MHCC's Center for Health Information Technology & Innovative Care Delivery uses the information to facilitate development of the State-Designated HIE, craft policy around privacy and security, and develop initiatives to expand health information technology adoption, including electronic health record adoption and meaningful use.

<b>At a Glance</b>					
HIE Category	Dec	Jan	Feb	Total <sup>a</sup> #	Total <sup>a</sup> %
<b>Ambulatory Practice Data Consumption</b> (# of organizations) N=5,153 <sup>b</sup>					
Signed participation agreements - CRISP Portal	10	10	13	515	10.0%
CRISP portal live	2	5	20	373	7.2%
Direct message accounts live	10	24	29	477	9.3%
Encounter notification service live	8	8	27	219	4.2%
<b>Hospital Data Submission</b> (# of hospitals) N=47					
Laboratory reports	0	0	0	40	85%
Radiology reports	1	1	0	46	100% <sup>c</sup>
Transcribed reports	1	0	0	44	98% <sup>d</sup>
<b>Long Term Care Data Consumption</b> (# of organizations) N=233 <sup>e</sup>					
Signed participation agreements - CRISP Portal	4	0	0	103	44%
CRISP portal live	0	0	1	63	27%
Encounter notification service live	1	0	2	34	15%
<b>Query Portal Usage</b>					
Single-sign on live in Maryland hospitals	0	0	0	5	11%
Users in Prescription Drug Monitoring Program <sup>f</sup>	-428	-421	304	5,962	8%
CRISP Portal queries <sup>g</sup>	64,739	74,174	72,810		

**Notes:**

<sup>a</sup> Totals are cumulative since service was started

<sup>b</sup> 2012-2013 Maryland Board of Physicians Licensure data file

<sup>c</sup> Edward McCready Memorial Hospital has no plans to submit radiology reports to CRISP

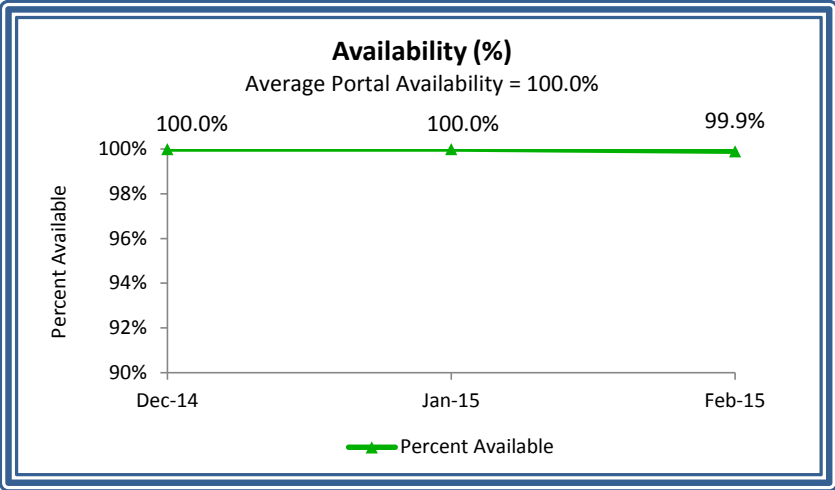
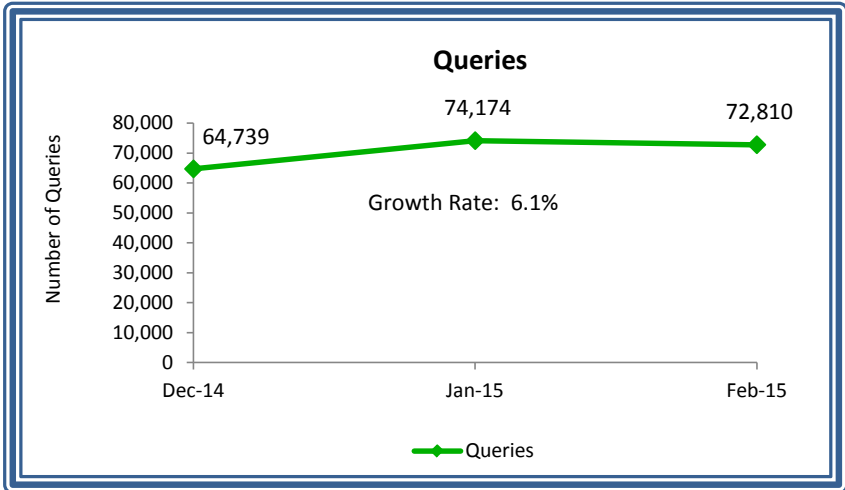
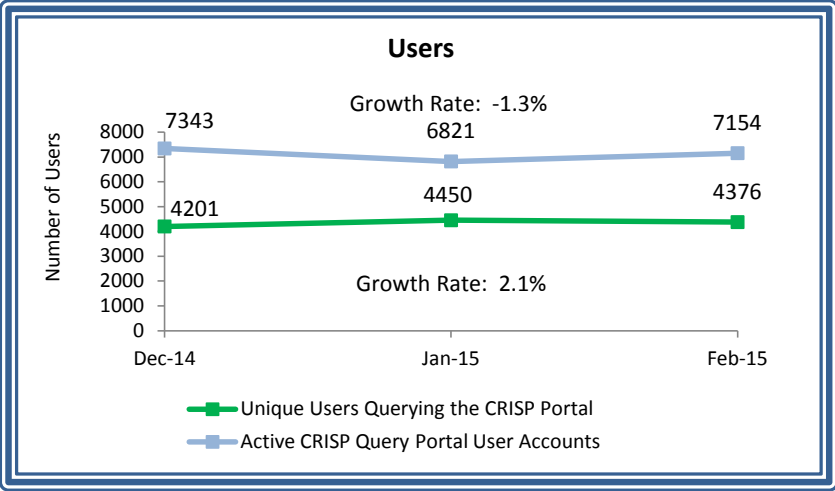
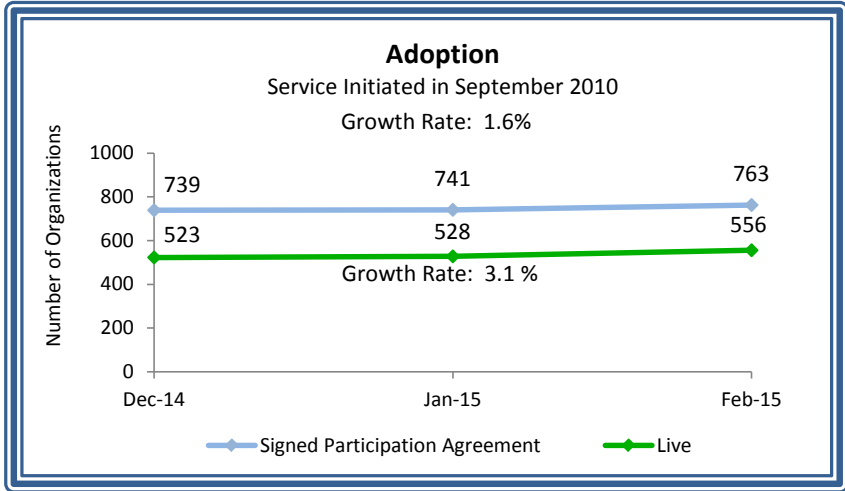
<sup>d</sup> Edward McCready Memorial Hospital and Garrett County Memorial Hospital have no plans to submit transcribed reports to CRISP

<sup>e</sup> 2013 Annual Long Term Care Survey data

<sup>f</sup> Periodic deactivation of 90-day-inactive users accounts resulted in the lower user totals for December and January

<sup>g</sup> Number of CRISP Portal queries not listed in Total # and Total % columns because CRISP Portal queries are not calculated based on a cumulative total over time

# CRISP Portal



**Notes:**

**CRISP Portal:** A standalone web-based system that contains patient health information from Maryland hospitals and other providers connected to the HIE; information available via the portal includes patient demographics, laboratory results, radiology reports, discharge summaries, operative and consult notes, and medication fill history

**Participation Agreement:** Providers sign a participation agreement with CRISP in order to query the CRISP Portal

**Live:** An organization has completed the credentialing, legal, and training process and has at least one user approved to use the Portal

**Gap between organizations with a Signed Participation Agreement and those Live:** some organizations sign a participation agreement but never complete the full registration process for clinical data access; a portion of these gain PDMP access and do not seek further clinical data access; some organizations only desire use of ENS and do not intend to use the Portal

**Users:** Doctors, nurses, pharmacists and eligible medical staff whose identity and credentials have been authenticated and granted a CRISP login account

**Queries:** Number of searches within the CRISP Portal per month

**Portal Availability:** The percent of hours that the portal is live out of all possible hours in a month

**Percent Available:** The percent of hours that the portal is available during the month

## CRISP Portal Queries by Provider Type

Month		Provider Type								
		Ambulatory	Cancer Registry	Hospital Emergency Department	Hospital Non-Emergency Department	Long Term Care	Radiology	Payor	Pharmacy	Total
Mar-13	#	1,956	6,122	3,103	891	31	793	-	-	12,896
	%	15	47	24	7	0	6	-	-	100
Apr-13	#	2,137	7,017	3,370	1,056	60	783	-	-	14,423
	%	15	49	23	7	0	5	-	-	100
May-13	#	1,606	7,922	3,507	979	105	575	-	-	14,694
	%	11	54	24	7	1	4	-	-	100
Jun-13	#	1,831	5,630	3,256	1,023	65	597	-	-	12,402
	%	15	45	26	8	1	5	-	-	100
Jul-13	#	2,323	6,003	3,027	1,180	19	533	-	-	13,085
	%	18	46	23	9	0	4	-	-	100
Aug-13	#	2,065	7,623	2,858	1,376	118	573	-	-	14,613
	%	14	52	20	9	1	4	-	-	100
Sep-13	#	Data not available due to the change of the core infrastructure vendor								
	%	Data not available due to the change of the core infrastructure vendor								
Oct-13	#	3,114	4,116	3,231	3,150	53	618	-	273	14,555
	%	21	28	22	22	0	4	-	2	100
Nov-13	#	2,378	5,111	3,993	2,951	8	491	-	407	15,339
	%	16	33	26	19	0	3	-	3	100
Dec-13	#	3,150	4,407	4,723	2,986	8	400	-	557	16,231
	%	19	27	29	18	0	2	-	3	100
Jan-14	#	6,773	2,766	5,995	3,510	17	636	-	1,313	21,010
	%	32	13	29	17	0	3	-	6	100
Feb-14	#	7,047	3,409	6,014	3,908	56	464	-	3,503	24,401
	%	29	14	25	16	0	2	-	14	100
Mar-14	#	8,333	5,086	6,949	4,828	81	646	-	7,173	33,096
	%	25	15	21	15	0	2	-	22	100
Apr-14	#	11,663	4,278	7,734	4,747	168	722	-	10,799	40,111
	%	29	11	19	12	0	2	-	27	100
May-14	#	12,504	4,601	8,548	6,060	199	820	-	13,301	46,033
	%	27	10	19	13	0	2	-	29	100
Jun-14	#	11,571	4,795	8,505	6,439	199	761	-	13,254	45,524
	%	25	11	19	14	0	2	-	29	100
Jul-14	#	14,443	4,678	9,664	7,768	205	756	-	15,680	53,194
	%	27	9	18	15	0	1	-	29	100
Aug-14	#	14,553	5,759	9,981	9,277	311	879	-	18,229	58,989
	%	25	10	17	16	1	1	-	31	100
Sep-14	#	15,255	5,126	10,084	9,760	443	963	-	16,988	58,619
	%	26	9	17	17	1	2	-	29	100
Oct-14	#	16,332	4,702	10,447	10,668	306	904	-	17,695	61,054
	%	27	8	17	17	1	1	-	29	100
Nov-14	#	13,537	5,784	8,547	9,446	359	786	-	16,861	55,320
	%	24	10	15	17	1	1	-	30	100
Dec-14	#	16,444	5,408	9,463	10,997	488	918	-	21,021	64,739
	%	25	8	15	17	1	1	-	32	100
Jan-15	#	19,020	6,936	10,846	13,369	430	1,032	-	22,541	74,174
	%	26	9	15	18	1	1	-	30	100
Feb-15	#	18,798	6,223	10,723	13,176	379	1,090	304	22,117	72,810
	%	26	9	15	18	1	1	0	30	100
<b>Total</b>	<b>#</b>	<b>219,260</b>	<b>151,411</b>	<b>165,866</b>	<b>131,444</b>	<b>4,689</b>	<b>22,441</b>	<b>304</b>	<b>201,712</b>	<b>897,127</b>
<b>Monthly Average</b>	<b>#</b>	<b>6,449</b>	<b>4,453</b>	<b>4,878</b>	<b>3,866</b>	<b>138</b>	<b>660</b>	<b>304</b>	<b>11,865</b>	<b>25,632</b>

**Notes:**

**CRISP Portal:** A standalone web-based system that contains patient health information from Maryland hospitals and other providers connected to the HIE; information available via the portal includes patient demographics, laboratory results, radiology reports, discharge summaries, operative and consult notes, and medication fill history

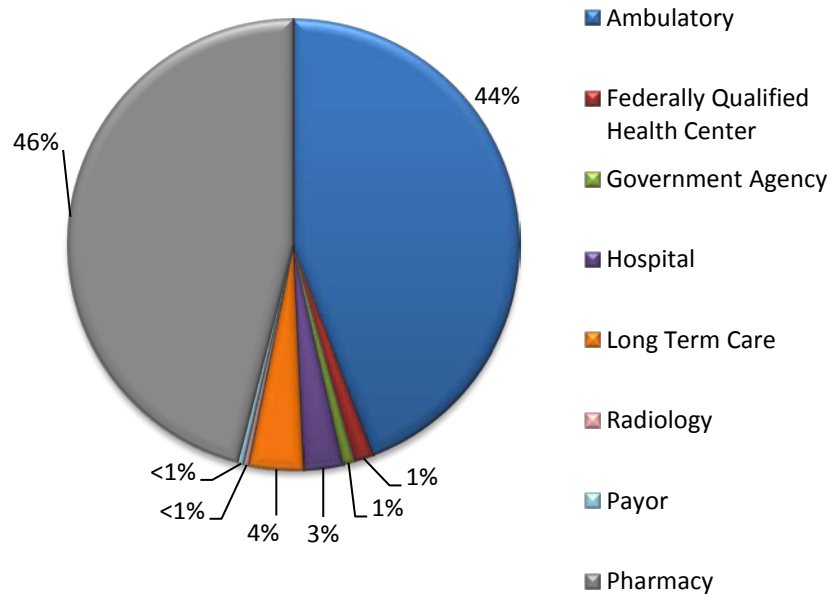
**Queries:** Number of searches within the CRISP Portal per month

**Pharmacy:** Access provided beginning in October 2013

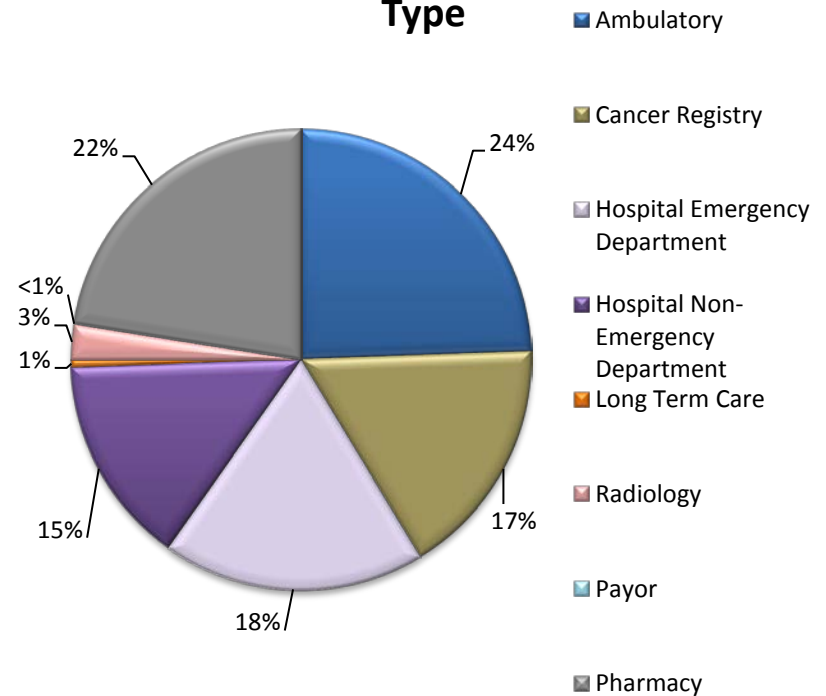
**Payor:** Data available beginning in February 2015

## Use of CRISP Services by Provider Type

### Types of Providers Consuming CRISP Data\*



### Total CRISP Portal Queries by Provider Type

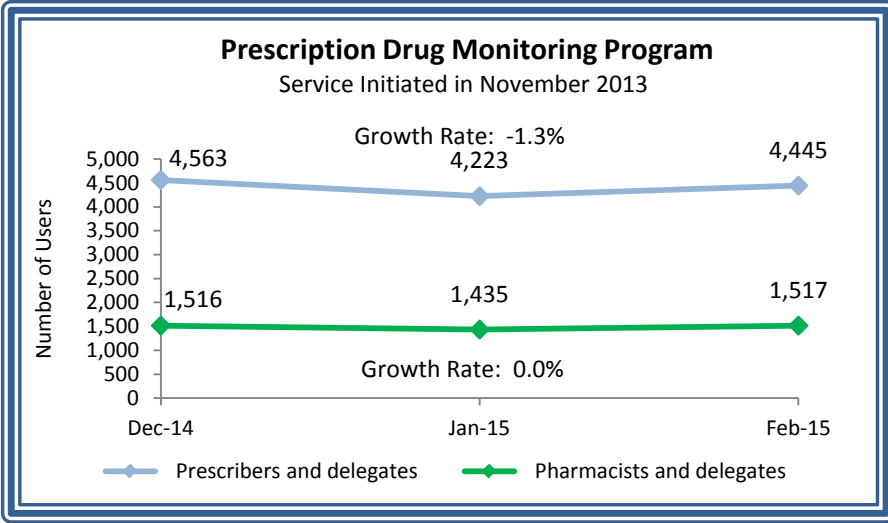
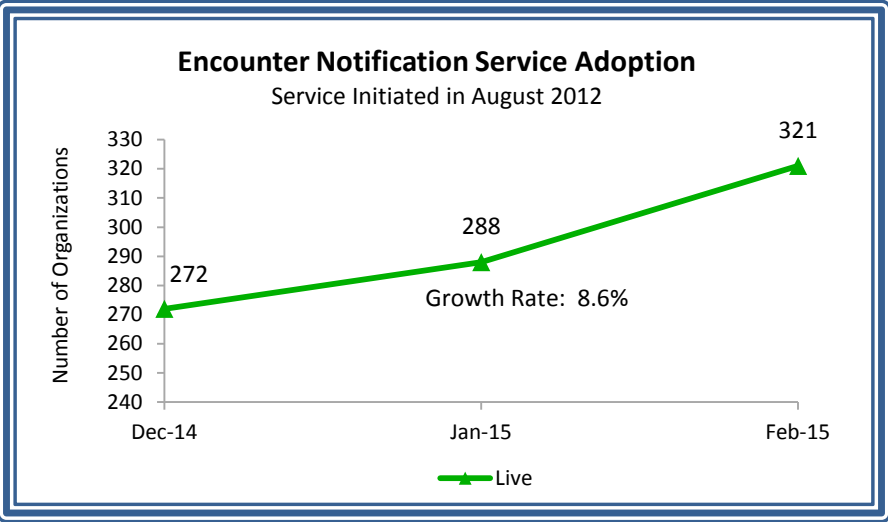
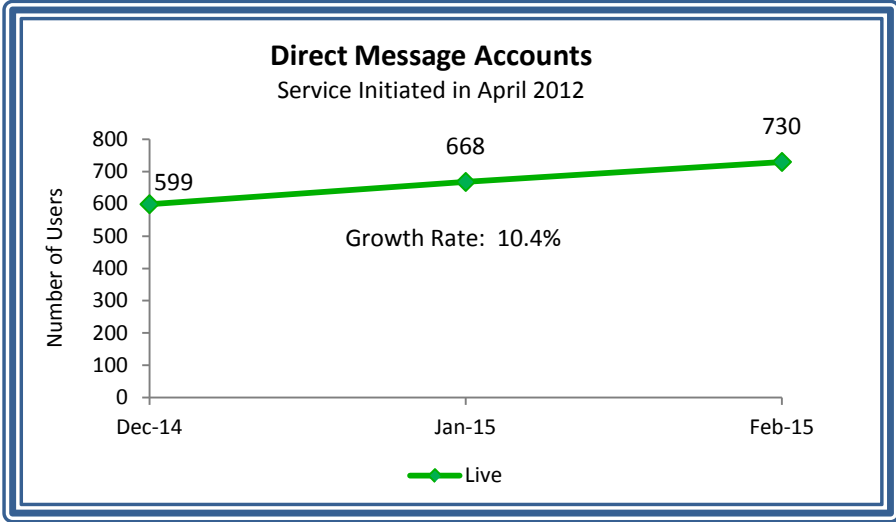


**Notes:**

**CRISP Portal:** A standalone web-based system that contains patient health information from Maryland hospitals and other providers connected to the HIE; information available via the portal includes patient demographics, laboratory results, radiology reports, discharge summaries, operative and consult notes, and medication fill history

**Queries:** Number of searches within the CRISP Portal per month, includes CRISP Portal and Prescription Drug Monitoring Program (PDMP) queries

\*Includes access to CRISP Portal, encounter notification service (ENS), and/or PDMP; PDMP users include prescribers (health care providers with the authorization to prescribe controlled dangerous substances), pharmacists (dispensers of controlled dangerous substances), and delegates (licensed health professionals with access to PDMP under an overseeing prescriber or pharmacist)



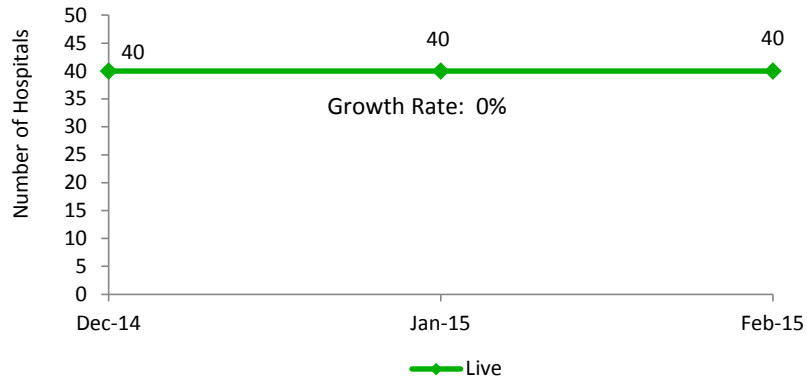
**Notes:**

- Direct Message Accounts:** A secure and encrypted e-mail service that supports electronic communication between health care providers
- Encounter Notification System (ENS):** A system that notifies providers when one of their patients has an encounter at a Maryland hospital, which includes patient admission, discharge, and transfer activity
- Live:** Users live with a CRISP Direct Messaging account / organizations receiving ENS alerts
- Prescription Drug Monitoring Program (PDMP):** Records of all dispensing of controlled dangerous substances (CDS) available in CRISP query portal
- Prescribers:** Health care providers with the authorization to prescribe CDS
- Pharmacists:** Dispensers of CDS
- Delegates:** Licensed health professionals with access to PDMP under an overseeing prescriber or pharmacist
- December PDMP Growth Rate:** Lock-outs of 90-day-inactive users were performed in December and January, resulting in lower active user totals

# Hospital Data Submission

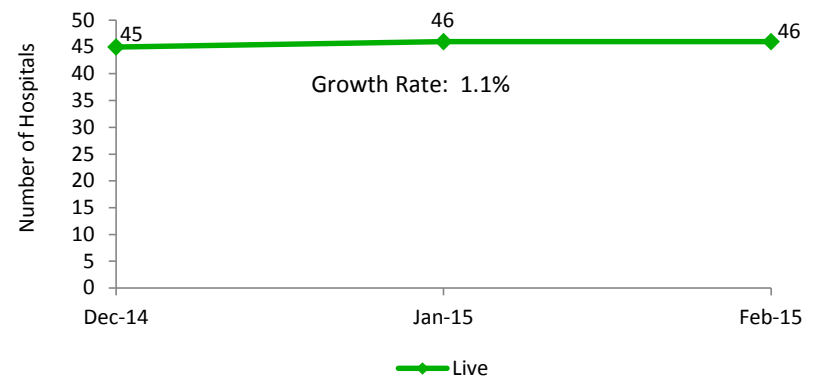
## Laboratory Reports Live

Service Initiated in March 2011 (N=47)



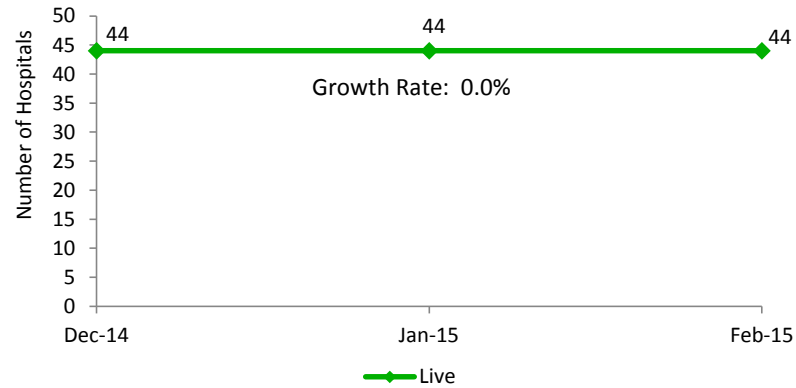
## Radiology Reports Live

Service Initiated in March 2011 (N=46)\*



## Transcribed Reports Live

Service Initiated in March 2011 (N=45)\*\*



**Notes:**

**Live:** The number of hospitals using the laboratory documents exchange service / radiology documents exchange service / transcribed exchange service

**N:** The number of acute care hospitals in Maryland

\*Edward McCready Memorial Hospital has no plans to submit radiology reports to CRISP

\*\* Edward McCready Memorial Hospital and Garrett County Memorial Hospital have no plans to submit transcribed reports to CRISP

### Hospital Data Submission and Use

Count	Hospital	Current Status of Data Submission			Use of Services		
		Laboratory Reports	Radiology Reports	Transcribed Documents	Portal Live	Portal - Single Sign On*	ENS
1	Anne Arundel Medical Center	Mar-12	Mar-12	53	Jul-12	18	Sep-13
2	Atlantic General Hospital	Jun-11	Jun-11	Jun-11	Mar-12	18	30
3	Baltimore Washington Medical Center	Apr-14	Jan-14	Sep-14	Mar-12	18	30
4	Bon Secours Baltimore Health System	Feb-13	Feb-13	Feb-14	Jan-13	18	Jun-14
5	Calvert Memorial Hospital	Dec-12	Dec-12	Dec-12	Feb-13	18	30
6	Carroll Hospital Center	May-12	Apr-12	Apr-12	Jul-12	18	30
7	Doctors Community Hospital	Sep-12	Sep-13	Dec-13	Apr-13	18	Jun-13
8	Edward McCready Memorial Hospital	Aug-12			Feb-14	18	30
9	Fort Washington Medical Center	Sep-12	Mar-12	May-12	Sep-12	18	Sep-14
10	Frederick Memorial Hospital	Mar-12	Dec-11	Dec-14	Jul-12	18	30
11	Garrett County Memorial Hospital	Jun-11	Apr-12		Jan-14	18	30
12	Greater Baltimore Medical Center	Nov-12	Sep-12	Sep-12	Jun-12	18	Dec-14
13	Harford Memorial Hospital	Jul-12	Jul-12	Jul-12	Aug-12	18	Oct-14
14	Holy Cross Hospital	Sep-10	Sep-10	Sep-10	Dec-11	18	30
15	Holy Cross Hospital - Germantown	Sep-14	Sep-14	Sep-14	Oct-14	18	6
16	Howard County General Hospital	Feb-12	Nov-11	Nov-11	Mar-12	18	Sep-14
17	Johns Hopkins Bayview Medical Center	53	Feb-12	Jul-12	Apr-12	18	Mar-14
18	Johns Hopkins Hospital	53	Dec-11	May-12	Jul-12	18	Sep-14
19	Laurel Regional Hospital	53	Jan-15	Jul-12	Sep-13	18	30
20	MedStar Franklin Square Medical Center	Oct-11	Oct-11	Nov-12	Jul-12	Apr-13	Jan-14
21	MedStar Good Samaritan Hospital	Oct-11	Oct-11	Nov-12	Jun-12	Apr-13	30
22	MedStar Harbor Hospital	Oct-11	Sep-12	Nov-12	Mar-12	Apr-13	Aug-12
23	MedStar Montgomery Medical Center	Mar-13	Apr-11	Apr-11	Dec-11	Apr-13	30
24	MedStar Southern Maryland Hospital Center	53	Jul-11	Nov-11	Feb-13	18	30
25	MedStar St. Mary's Hospital	Jun-12	Mar-12	Dec-12	Jun-13	18	Jan-15
26	MedStar Union Memorial Hospital	Oct-10	Oct-10	Nov-12	May-12	Apr-13	30
27	Mercy Medical Center	53	Nov-12	May-14	Aug-12	18	Jun-14
28	Meritus Medical Center	Jul-12	Jul-12	Jul-12	Sep-12	18	Sep-14
29	Northwest Hospital Center	Dec-11	Dec-11	Aug-12	Sep-12	18	Jun-14
30	Peninsula Regional Medical Center	Jun-14	Jun-14	Jun-14	Sep-13	18	30
31	Prince George's Hospital Center	53	Dec-14	Jul-12	Apr-13	18	30
32	Shady Grove Adventist Hospital	Nov-11	Dec-10	Dec-11	Dec-11	18	30
33	Sinai Hospital	Dec-11	Dec-11	Aug-12	Sep-12	18	Jun-14
34	St. Agnes Hospital	Feb-12	Feb-12	Feb-12	Dec-12	18	Jul-14
35	Suburban Hospital	Oct-10	Oct-10	Oct-10	Sep-11	18	Jan-15
36	Union Hospital Cecil County	Aug-11	Sep-11	Sep-11	Sep-12	18	30
37	University of Maryland Charles Regional Medical Center	Jun-14	Apr-14	Apr-14	Jan-13	18	Sep-14
38	University of Maryland Medical Center	Mar-14	Jan-14	Jul-12	Jul-12	18	30
39	University of Maryland Medical Center Midtown Campus	53	Apr-13	Apr-13	Feb-13	18	Jun-14
40	University of Maryland Rehabilitation & Orthopedic Institute	Mar-14	Jan-14	Jul-12	Feb-14	18	30
41	University of Maryland Shore Medical Center at Chestertown	Sep-14	Sep-14	Sep-14	Mar-13	18	30
42	University of Maryland Shore Medical Center at Dorchester	Sep-14	Sep-14	Sep-14	Jan-14	18	30
43	University of Maryland Shore Medical Center at Easton	Sep-14	Sep-14	Sep-14	Oct-13	18	30
44	University of Maryland St. Joseph Medical Center	May-12	May-12	Feb-14	May-12	18	Aug-12
45	University of Maryland Upper Chesapeake Medical Center	Jul-12	Jul-12	Jul-12	Aug-12	18	Oct-14
46	Washington Adventist Hospital	Nov-11	Dec-10	Dec-10	Apr-11	18	Feb-15
47	Western Maryland Health System	Mar-11	Mar-11	Feb-12	Jan-11	18	30

Key	Total Number of Hospitals in Current Status			Total Number of Hospitals Using Services		
	Laboratory Reports	Radiology Reports	Transcribed Documents	Portal	Portal - SSO	ENS
Not Live (months in current status)	7	0	1	0	42	24
Data Quality Assurance & Monitoring (months in current status) <i>Hospitals standardizing and mapping data for transmission</i>	0	0	0	N/A	N/A	N/A
<i>Live The number of hospitals that have successfully completed the above listed activities and the date the hospital went live</i>	40	46	44	47	5	23
No plans to provide data feed	0	1	2	N/A	N/A	N/A

**Notes:**

\* Pilot for Single Sign On to Portal launched in April 2013 and offered to all hospitals starting in September 2013

## Other Leading CRISP Projects

#	Active Projects
1	Security Framework: Develop a framework for privacy and security on the CRISP network
2	District of Columbia Adoption: Six-month focused effort on growing query and Encounter Notification Service (ENS) among District of Columbia participants
3	FairWarning: Internal tool to aid in appropriate use audits
4	CRISP Reporting Service (CRS) - Health Services Cost Review Commission & Hospital Support: Monthly data processing and reports
5	CRS - Care Coordination
6	Provider Directory Enhancement FY14: Ability to update provider demographics, alternative matching approaches
7	Provider Directory Enhancement FY15: Ability to update provider demographics
8	All Payer Claims Database (APCD) FY14: CRISP ID on the Maryland Health Care Commission database
9	Payor Portal
10	ENS Enhancement & Deployment
11	Single Sign On / Electronic Health Record (EHR) Integration: Improve query portal workflow in hospital
12	Medicaid Meaningful Use (MU) Support: Enhancing MU support tools
#	Developing Ideas / Possible Projects
1	Ambulatory Integration - Accountable care organization support
2	Ambulatory Integration - Payor HEDIS (Healthcare Effectiveness Data and Information Set) support
3	Ambulatory Integration - Quality indicators, PopHealth, gaps in care
4	Consolidated Clinical Document Architecture (CCDA) from All Hospitals / CCDA Push
5	Clinical Quality Measures / PopHealth
6	CRS - On Demand Reporting for Hospitals
7	District of Columbia Department of Health Reporting Support
8	ENS Enhancement - Expanded patient family notifications
9	ENS Enhancement - Motor Vehicle Association (MVA) integration
10	ENS Enhancement - Transitions of care
11	ImmuNet Query Portal Integration
12	Prescription Drug Monitoring Program Enhancement - Structured data in EHR and/or pharmacy information systems
13	Provider Directory Enhancement - Direct addresses
14	Radiology Image Exchange
15	Regional Expansion
16	Social Security / eHealth Exchange Onboarding