

CRISP Quarterly Report

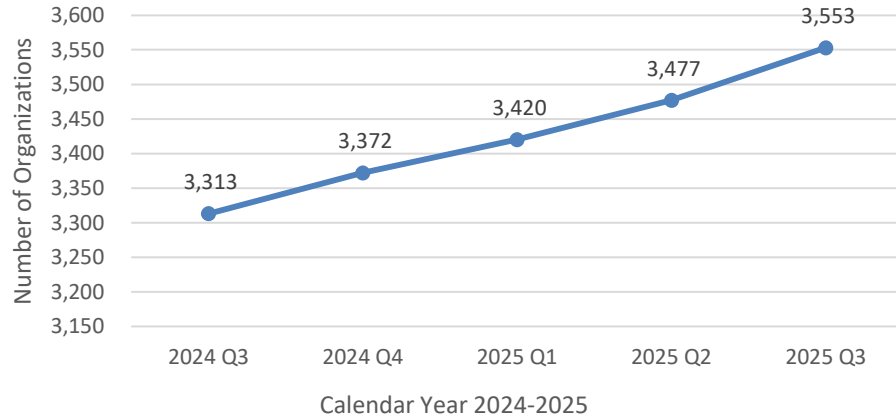
The Chesapeake Regional Information System for our Patients (CRISP), the State-Designated health information exchange (HIE), submits quarterly status reports to the Maryland Health Care Commission (MHCC). The quarterly reports provide updates on the use of HIE services. The MHCC releases quarterly reports to update stakeholders and the public.

At a Glance									
HIE Category		2024 - 2025 ^a							
		Quarter 4 (Oct-Dec)	Quarter 1 (Jan-March)	Quarter 2 (April-June)	Quarter 3			Quarter Total	Total ^b
					July	August	September		
Participation									
Signed Participation Agreements ^c	Ambulatory	20	5	26	3	4	0	7	2,540
Nursing Facility Connectivity Program ^d (N=222)	Nursing Homes Integration with Real Time Medical Systems	1	3	9	0	0	0	0	166
Point of Care									
Manual Portal Queries		3,410,225	3,552,547	3,630,260	1,302,345	1,250,337	1,252,945	3,805,627	70,532,706
In Context Alerts ^e		5,691,832	6,372,156	5,982,614	2,684,473	2,903,246	2,822,309	8,410,028	242,975,653
Prescription Drug Monitoring Program (PDMP) ^f	Total Views ^f	5,969,778	6,199,466	6,334,493	2,196,823	2,102,772	2,155,569	6,455,164	129,055,047
	In-Context Views ^g	5,498,020	5,719,302	5,880,558	2,042,046	1,967,304	2,014,565	6,023,915	126,185,038
Images Viewed		125,504	141,476	161,069	53,969	53,074	55,496	162,539	1,876,724
Public Health Alerts ^h		12,995	19,197	20,400	1,977	1,749	1,900	5,626	221,534
Care Coordination									
Organizations Live with CEND ⁱ	Ambulatory	186	43	46	18	26	16	60	2,411
	Long Term Care/Post Acute	17	5	22	6	6	2	14	523
	Payers	2	3	0	0	1	0	1	118
	Hospitals	5	6	5	0	0	0	0	229
CEND Notifications	Ambulatory	19,728,006	23,370,825	27,436,768	9,655,003	9,234,614	9,780,872	28,670,489	274,344,184
	Long Term Care/Post Acute	955,664	1,092,742	1,212,872	435,717	419,675	420,542	1,275,934	8,412,182
	Payers	15,032,963	21,109,836	22,497,810	8,083,526	8,004,612	8,356,070	24,444,208	176,501,960
	Hospitals	11,762,821	12,849,275	14,461,636	5,007,477	4,773,869	5,002,656	14,784,002	968,653,567
Secure Text Messages sent ^j		367,627							8,236,020
Consumer Participation									
Consumer Opt-Outs		197	189	210	67	117	82	266	14,958
Adjusted Maryland Patient Identifiers ^j		5,082,284	5,538,729	5,448,264					5,473,658

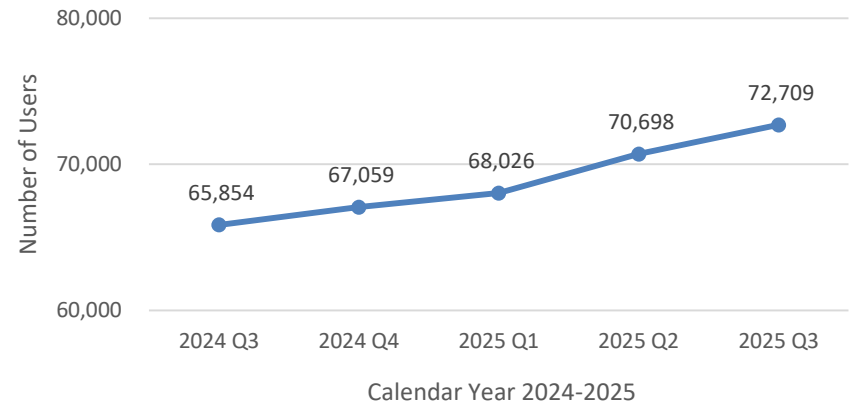
- Notes:
- a. Quarter data only reflects new numbers for the quarter
 - b. The totals are cumulative since service was started
 - c. Practices and facilities sign a participation agreement with CRISP in order to query the CRISP Portal; includes participation agreements signed by parent and affiliate organizations
 - d. Part of a state health improvement program required by CH790/791 (2021)
 - e. User queries delivered in the EHR workflow.
 - f. Periodic deactivation of 90-day-inactive users accounts may result in lower user totals
 - g. PDMP data viewed directly in the user's EHR
 - h. Alerts delivered in-context to providers based on patient lists generated by MDH for specific public health diseases
 - i. Direct messaging is a secure and encrypted e-mail service that supports electronic communication between physicians, nurse practitioners, physician assistants, and other healthcare providers
 - j. This is not a system generated number. CRISP applies a reporting algorithm that takes into consideration reporting anomalies in the data

CRISP Portal

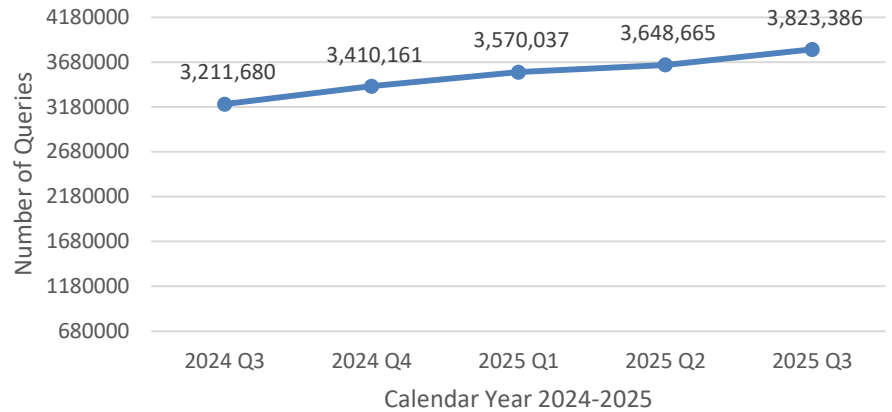
Adoption



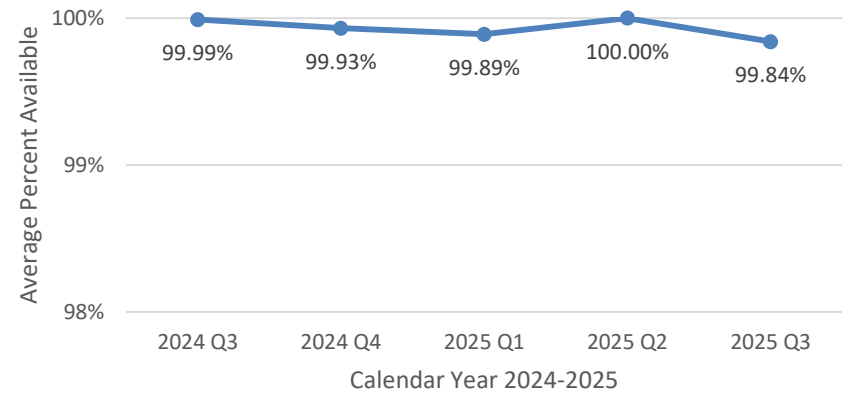
Users



Queries



Availability



Notes:

CRISP Portal: A standalone web-based system that contains patient health information from Maryland hospitals and other providers connected to the HIE; information available via the portal includes patient demographics, laboratory results, radiology reports, discharge summaries, operative and consult notes, and medication fill history.

Participation Agreement: Providers sign a participation agreement with CRISP in order to query the CRISP Portal.

Users: Includes all users of CRISP during the quarter from the HIE portal and InContext launches through an EHR.

Queries: Number of searches within the CRISP Portal per quarter.

Availability: The percent of hours that the portal is live out of all possible hours in a quarter.

Percent Available: The percent of hours that the portal is available during the quarter.

CRISP Portal Queries by Provider Type

Calendar Year	2024				2025					
Provider Type	Quarter 4		Quarter 1		Quarter 2		Quarter 3		Total	Quarterly Average
	#	%	#	%	#	%	#	%	#	#
Ambulatory	750,020	22%	789,022	22%	794,365	22%	819,195	21%	3,152,602	788,151
Hospital	2,390,628	70%	2,510,691	70%	2,592,441	71%	2,740,071	72%	10,233,831	2,558,458
Long Term Care	48,692	1%	55,417	2%	51,041	1%	51,239	1%	206,389	51,597
Pharmacy	123,338	4%	124,975	4%	123,781	3%	118,979	3%	491,073	122,768
Payor	88,593	3%	82,486	2%	82,765	2%	87,879	2%	341,723	85,431
Other	8,890	0%	7,446	0%	4,272	0%	6,023	0.2%	26,631	6,658
Total	3,410,161	24%	3,570,037	25%	3,648,665	25%	3,823,386	26%	14,452,249	3,613,062

Definitions:

CRISP Portal: A standalone web-based system that contains patient health information from Maryland hospitals and other providers connected to the HIE; information available via the portal includes patient demographics, laboratory results, radiology reports, discharge summaries, operative and consult notes, and medication fill history

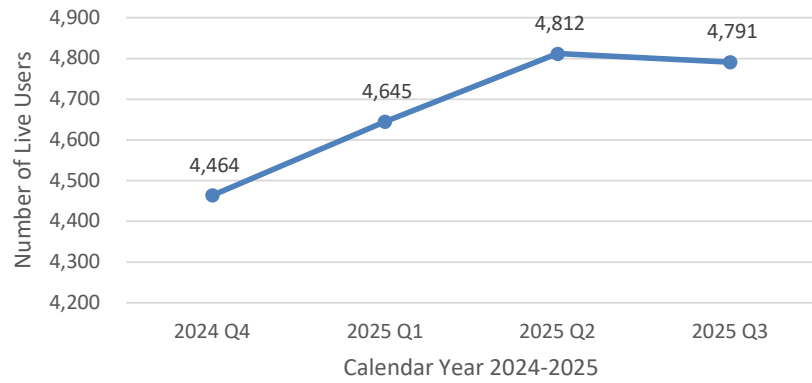
Queries: Number of searches within the CRISP Portal per quarter

"Other" includes all account types on Quarter Data tab that are not specifically broken out here.

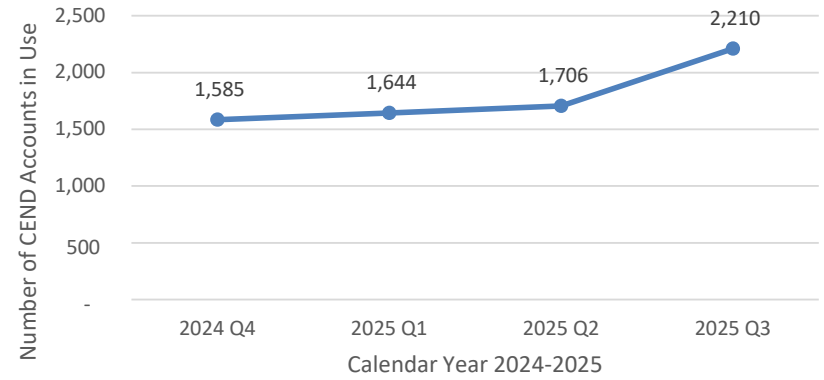
"Hospital" includes all queries from HIE Portal where account type is hospital and all queries from Incontext App or ULP SSO (ULP SSO deprecated as of 2023-Q3)

CRISP CEND and PDMP

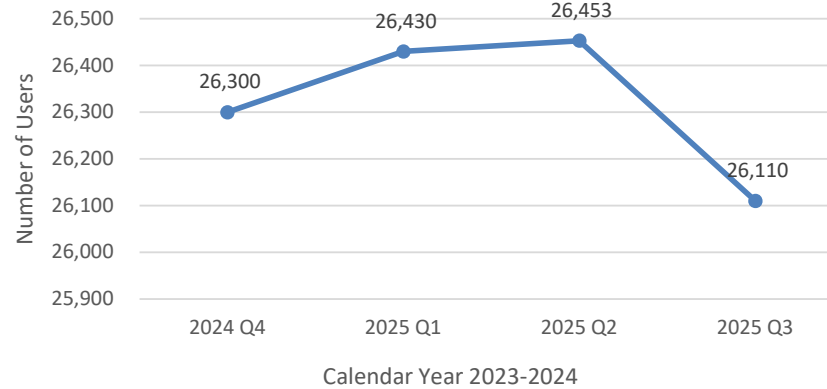
CEND / Panel Processor Accounts - User Level



CEND



Unique Users Who Queried PDMP



Notes:

CEND / Panel processor Accounts - User Level: De-duplicated number of users credentialed to receive alerts via the Portal or credentialed to submit panels via Panel Processor

CRISP Event Notification Delivery (CEND): A system that notifies providers when one of their patients has an encounter at a Maryland hospital, which includes patient admission, discharge, and transfer activity. CEND replaced Encounter Notification Services (ENS) in September 2024. There was consolidation and cleanup during the migration that resulted in a decrease in numbers.

CRISP moved from ENS to CEND in September 2024. Data prior to September 2024 reflects ENS.

Prescription Drug Monitoring Program (PDMP): Records of all dispensing of controlled dangerous substances (CDS) available in CRISP query portal; periodic deactivation of 90-day-inactive users accounts may result in lower user totals. Users include prescribers, pharmacists and their delegates.