



CRISP Quarterly Report

The Chesapeake Regional Information System for our Patients (CRISP), the State-Designated health information exchange (HIE), submits quarterly status reports to the Maryland Health Care Commission (MHCC). The quarterly reports provide updates on the use of HIE services. The MHCC releases quarterly reports to update stakeholders and the public.

At a Glance

Q2 2025 - Q1 2026

Participation	Total Quarter 2 (April-June)	Total Quarter 3 (July-Sept)	Total Quarter 4 (Oct-Dec)	January	February	March	Total Quarter 1 (Jan-March)	Total
Ambulatory Signed Participation Agreements	26	7	13	18	12	1	31	2,584
Nursing Facility Connectivity Program (N=222)	9	0	0	0	0	0	0	166

Point of Care	Total Quarter 2 (April-June)	Total Quarter 3 (July-Sept)	Total Quarter 4 (Oct-Dec)	January	February	March	Total Quarter 1 (Jan-March)	Total
Manual Portal Queries	3,630,260	3,805,627	3,903,383	1,317,475	1,328,814	1,399,139	4,045,428	78,481,517
In Context Alerts	5,982,614	8,410,028	8,165,101	2,492,073	2,215,679	2,392,774	7,100,526	262,938,370
PDMP (Controlled Dangerous Substances, CDS) - Total Views	6,334,493	6,455,164	6,525,843	2,144,322	2,099,761	2,283,279	6,527,362	135,582,409
PDMP (CDS)- In-Context Views	5,880,558	6,023,915	6,082,343	1,992,663	1,957,388	2,119,375	6,069,426	132,254,464
Non-CDS - Total Views			50,023	24,010	23,171	28,854	76,035	126,058
Non-CDS - In-Context Views			32,724	15,943	15,367	19,070	50,380	83,104
Images Viewed	161,069	162,539	155,717	3,234	53,264	64,144	120,642	2,153,083
Public Health Alerts	20,400	5,626	10,888	2,888	1,329	1,542	5,759	238,181

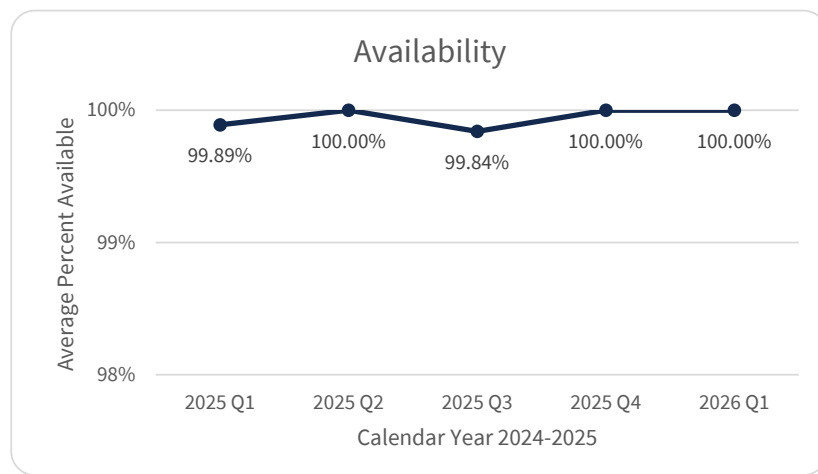
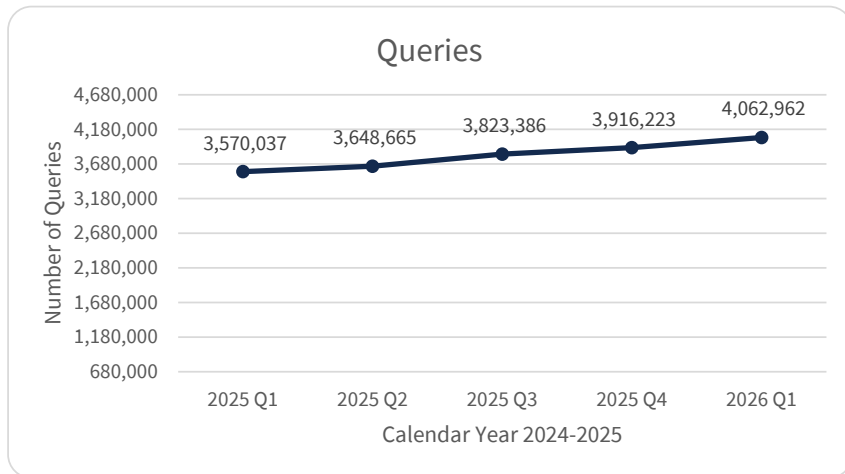
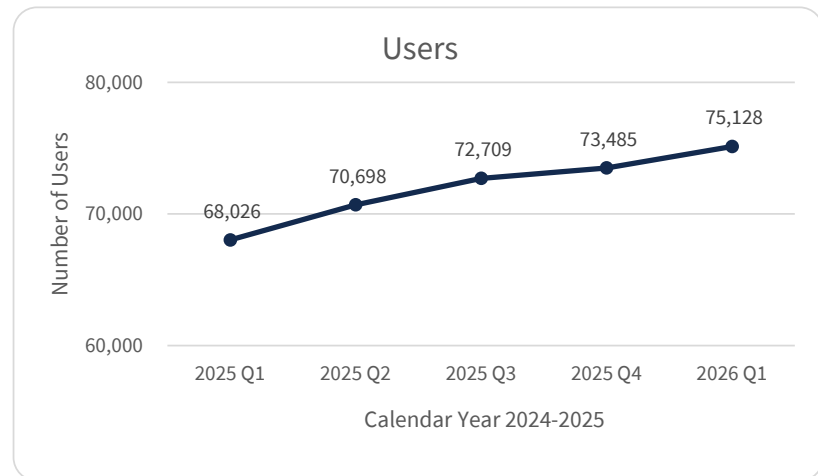
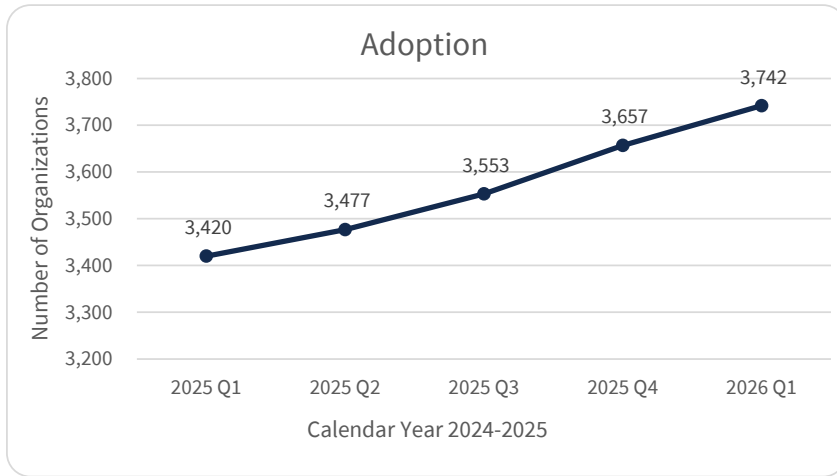
CEND	Total Quarter 2 (April-June)	Total Quarter 3 (July-Sept)	Total Quarter 4 (Oct-Dec)	January	February	March	Total Quarter 1 (Jan-March)	Total
Live - Ambulatory	46	60	7	1	0	0	1	2,419
Live - Long Term Care/Post Acute	22	14	2	0	1	0	1	526
Live - Payers	0	1	0	0	1	0	1	119
Live - Hospitals	5	0	1	0	0	0	0	230
Notifications - Ambulatory	27,436,768	28,670,489	29,803,972	10,169,700	12,456,572	14,171,820	36,798,092	340,946,248
Notifications - Long Term Care/Post Acute	1,212,872	1,275,934	1,293,560	439,369	422,006	507,337	1,368,712	11,074,454
Notifications - Payers	22,497,810	24,444,208	26,188,710	8,792,754	8,472,135	10,179,597	27,444,486	230,135,156
Notifications - Hospitals	14,461,636	14,784,002	14,891,090	4,889,219	4,527,293	5,657,931	15,074,443	998,619,100

Consumer Participation	Total Quarter 2 (April-June)	Total Quarter 3 (July-Sept)	Total Quarter 4 (Oct-Dec)	January	February	March	Total Quarter 1 (Jan-March)	Total ^b
Consumer Opt-Outs	210	266	246	65	70	43	178	15,136
Adjusted Maryland Patient Identifiers	5,448,264	5,473,658	7,848,108				7,861,371	7,861,371

Notes:

1. Quarter data only reflects new numbers for the quarter. The totals are cumulative since service was started.
2. Practices and facilities sign a participation agreement with CRISP in order to query the CRISP Portal; includes participation agreements signed by parent and affiliate organizations.
3. In-context means viewed directly in the provider's EHR.
4. Prescription Drug Monitoring Program (PDMP) has periodic deactivation of 90-day-inactive users accounts, which may result in lower user totals.
5. Public health alerts are delivered in-context to providers based on patient lists generated by MDH for specific public health diseases.
6. Non-CDS reporting began September 1, 2025. Counts for Q3 2025 (94 total views; 63 in-context views) are included in Q4 given the low volume.
7. CEND (CRISP Event Notification Delivery) solution is an internally operated system designed to offer real-time alerts for patients' hospital encounters.
8. The Adjusted Maryland Patient Identifiers is not a system generated number. CRISP applies a reporting algorithm that takes into consideration reporting anomalies in the data.

CRISP Portal



Definitions:

CRISP Portal: A standalone web-based system that contains patient health information from Maryland hospitals and other providers connected to the HIE; information available via the portal includes patient demographics, laboratory results, radiology reports, discharge summaries, operative and consult notes, and medication fill history.

Participation Agreement: Providers sign a participation agreement with CRISP in order to query the CRISP Portal.

Users: Includes all users of CRISP during the quarter from the HIE portal and InContext launches through an EHR.

Queries: Number of searches within the CRISP Portal per quarter.

Availability: The percent of hours that the portal is live out of all possible hours in a quarter.

Percent Available: The percent of hours that the portal is available during the quarter.

CRISP Portal Queries by Provider Type

Provider Type	Q2 2025 #	Q2 2025 %	Q3 2025 #	Q3 2025 %	Q4 2025 #	Q4 2025 %	Q1 2026 #	Q1 2026 %	Total #	Quarterly Average
Ambulatory	794,365	22%	819,195	21%	809,701	21%	846,351	21%	3,269,612	817,403
Hospital	2,592,441	68%	2,740,071	72%	2,827,106	72%	2,927,227	72%	11,086,845	2,771,711
Long Term Care	51,041	1%	51,239	1%	54,219	1%	59,212	1%	215,711	53,928
Pharmacy	123,781	3%	118,979	3%	128,512	3%	128,052	3%	499,324	124,831
Payor	82,765	2%	87,879	2%	89,687	2%	93,924	2%	354,255	88,564
Other	4,272	0%	6,023	0%	6,952	0%	8,196	0.2%	25,443	6,361
Total	3,648,665	24%	3,823,386	25%	3,916,177	25%	4,062,962	26%	15,451,190	3,862,798

Definitions:

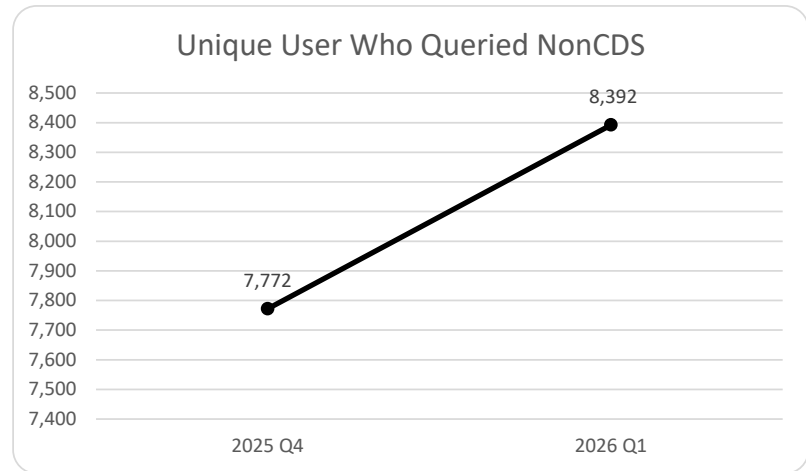
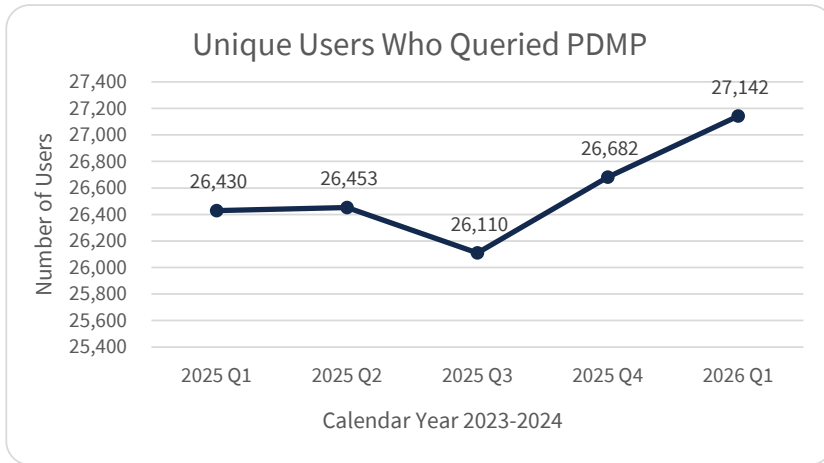
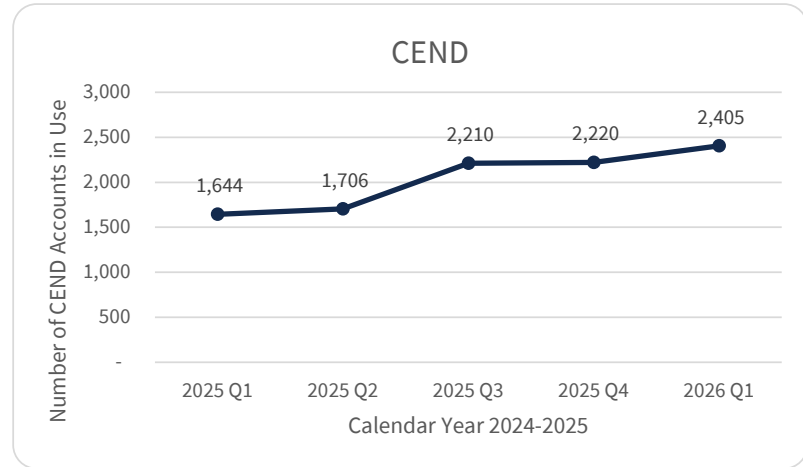
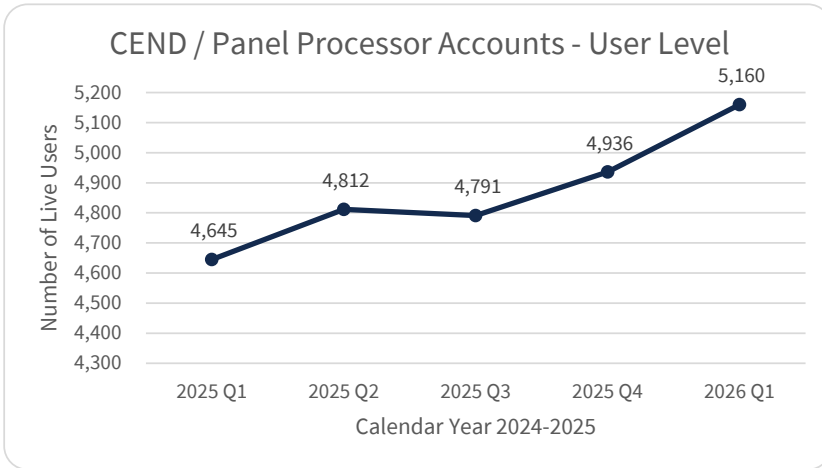
CRISP Portal: A standalone web-based system that contains patient health information from Maryland hospitals and other providers connected to the HIE; information available via the portal includes patient demographics, laboratory results, radiology reports, discharge summaries, operative and consult notes, and medication fill history.

Queries: Number of searches within the CRISP Portal per quarter.

Other: All account types on Quarter Data tab that are not specifically broken out here.

Hospital: All queries from HIE Portal where account type is hospital and all queries from Incontext App or ULP SSO.

CRISP CEND and PDMP



Definitions:

CEND / Panel processor Accounts - User Level: De-duplicated number of users credentialed to receive alerts via the Portal or credentialed to submit panels via Panel Processor.

CRISP Event Notification Delivery (CEND): A system that notifies providers when one of their patients has an encounter at a Maryland hospital, which includes patient admission, discharge, and transfer activity. CEND replaced Encounter Notification Services (ENS) in September 2024. There was consolidation and cleanup during the migration that resulted in a decrease in numbers. CRISP moved from ENS to CEND in September 2024.

Prescription Drug Monitoring Program (PDMP): Records of all dispensing of controlled dangerous substances (CDS) available in CRISP query portal; periodic deactivation of 90-day-inactive users accounts may result in lower user totals. Users include prescribers, pharmacists and their delegates.

Unique Users: Inclusive of all unique users who queried the PDMP; prior reporting was limited to users of the web-based portal.

Non-CDS: Reporting began September 1, 2025.