



CRISP Quarterly Report

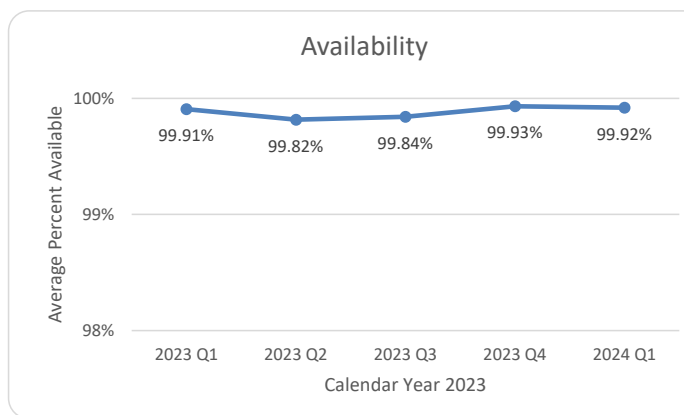
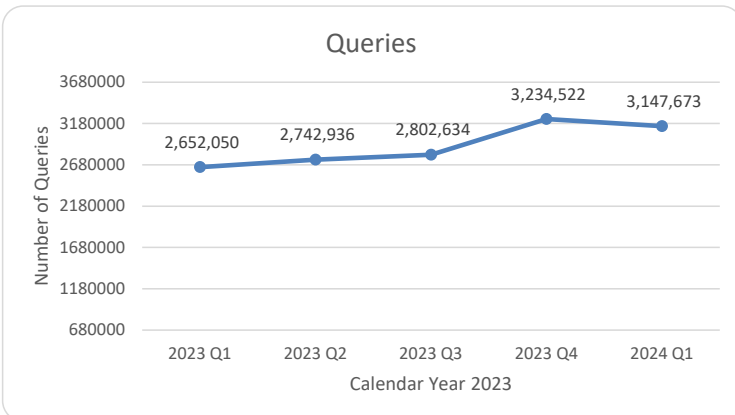
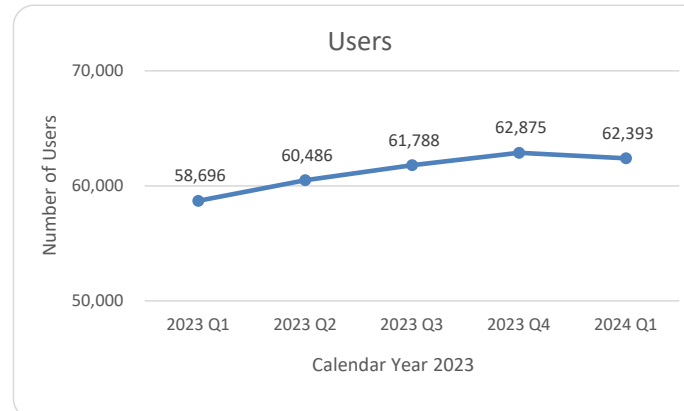
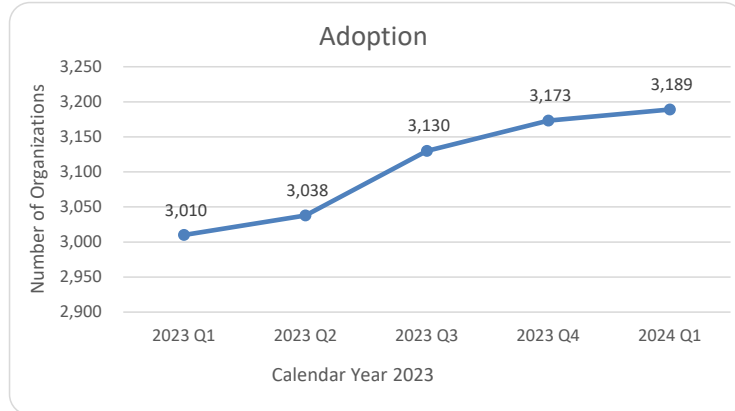
The Chesapeake Regional Information System for our Patients (CRISP), the State-Designated health information exchange (HIE), submits quarterly status reports to the Maryland Health Care Commission (MHCC). The quarterly reports provide updates on the use of HIE services. The MHCC releases quarterly reports to update stakeholders and the public.

At a Glance									
HIE Category		2023-2024 ^a							
		Quarter 2 (Apr-Jun)	Quarter 3 (July-Sept)	Quarter 4 (Oct-Dec)	Quarter 1			Quarter Total	Total ^b
					Jan	Feb	March		
Participation									
Signed Participation Agreements ^c	Ambulatory	25	71	12	11	3	2	16	2,462
Nursing Facility Connectivity Program ^d (N=225)	Nursing Homes Integration with Real Time Medical Systems	21	6	27	3	0	6	9	151
Point of Care									
Manual Portal Queries		2,742,936	2,802,634	3,234,579	1,106,823	1,020,926	1,019,955	3,147,704	49,742,492
In Context Alerts ^e		3,405,208	3,500,443	3,635,769	1,528,795	1,495,370	1,341,504	4,365,669	228,908,700
Prescription Drug Monitoring Program (PDMP) ^f	Total Views ^f	5,436,459	5,432,667	5,546,582	1,707,041	1,669,099	1,516,964	4,893,104	92,514,394
	In-Context Views ^g	4,942,872	4,923,724	5,052,037	1,529,719	1,496,277	1,342,517	4,368,513	92,476,178
Images Viewed		85,677	91,158	89,062	27,249	29,162	27,249	83,660	1,028,794
Public Health Alerts ^h		2,690	2,898	5,588	1,635	914	1,390	3,939	136,749
Care Coordination									
Organizations Live with Encounter Notification Service (ENS) ⁱ	Ambulatory	29	60	55	15	29	22	66	1,555
	Long Term Care/Post Acute	13	41	8	3	2	2	7	277
	Payers	1	0	9	0	0	0	0	49
	Hospitals	1	0	1	0	2	1	3	121
ENS Notifications	Ambulatory	15,110,767	15,264,482	14,904,948	5,663,817	5,854,227	5,419,365	16,937,409	126,520,495
	Long Term Care/Post Acute	158,126	202,710	280,570	118,069	119,495	112,585	350,149	1,786,113
	Payers	8,666,946	8,320,289	8,456,054	3,227,020	3,293,783	3,122,567	9,643,370	74,908,225
	Hospitals	12,859,298	12,457,317	9,210,474	3,108,895	2,922,197	2,688,739	8,719,831	96,476,819
Secure Text Messages sent ^j		390,503	264,598	246,916	86,206	78,471	93,770	258,447	7,046,866
Consumer Participation									
Consumer Opt-Outs		262	244	186	79	76	54	209	13,885
Adjusted Maryland Patient Identifiers ^k		5,393,306	5,703,620	5,628,268				5,640,751	

Notes:

- a. Quarter data only reflects new numbers for the quarter
- b. The totals are cumulative since service was started
- c. Practices and facilities sign a participation agreement with CRISP in order to query the CRISP Portal; includes participation agreements signed by parent and affiliate organizations
- d. Part of a state health improvement program required by CH790/791 (2021)
- e. User queries delivered in the EHR workflow
- f. Periodic deactivation of 90-day-inactive users accounts may result in lower user totals
- g. PDMP data viewed directly in the user's EHR
- h. Alerts delivered in-context to providers based on patient lists generated by MDH for specific public health diseases
- i. ENS Live is counted at the organization level (practice, facility, payer organization, and hospital site)
- j. Direct messaging is a secure and encrypted e-mail service that supports electronic communication between physicians, nurse practitioners, physician assistants, and other healthcare providers
- k. This is not a system generated number. CRISP applies a reporting algorithm that takes into consideration reporting anomalies in the data

CRISP Portal



Notes:

CRISP Portal: A standalone web-based system that contains patient health information from Maryland hospitals and other providers connected to the HIE; information available via the portal includes patient demographics, laboratory results, radiology reports, discharge summaries, operative and consult notes, and medication fill history.

Participation Agreement: Providers sign a participation agreement with CRISP in order to query the CRISP Portal.

Users: Includes all users of CRISP during the quarter from the HIE portal and InContext launches through an EHR.

Queries: Number of searches within the CRISP Portal per quarter.

Availability: The percent of hours that the portal is live out of all possible hours in a quarter.

Percent Available: The percent of hours that the portal is available during the quarter.

CRISP Portal Queries by Provider Type											
Calendar Year	2023-2024										Percent Change Prior Quarter
Provider Type	Quarter 2		Quarter 3		Quarter 4		Quarter 1		Total	Quarterly Average	
	#	%	#	%	#	%	#	%	#	#	
Ambulatory	601,372	23%	610,304	22%	609,620	22%	655,000	21%	2,476,296	619,074	7.4%
Hospital	1,752,701	66%	1,830,556	67%	1,903,726	68%	2,164,107	69%	6,356,984	1,589,246	13.7%
Long Term Care	47,950	2%	39,066	1%	39,345	1%	48,782	2%	175,143	43,786	24.0%
Pharmacy	146,113	6%	152,278	6%	146,633	5%	157,335	5%	602,359	150,590	7.3%
Payor	62,657	2%	67,095	2%	60,045	2%	72,689	2%	262,486	65,622	21.1%
Other	41,257	2%	43,637	2%	43,265	2%	49,760	2%	177,919	44,480	15.0%
Total	2,652,050	26%	2,742,936	27%	2,802,634	28%	3,147,673	31%	10,051,187	2,512,797	12.3%

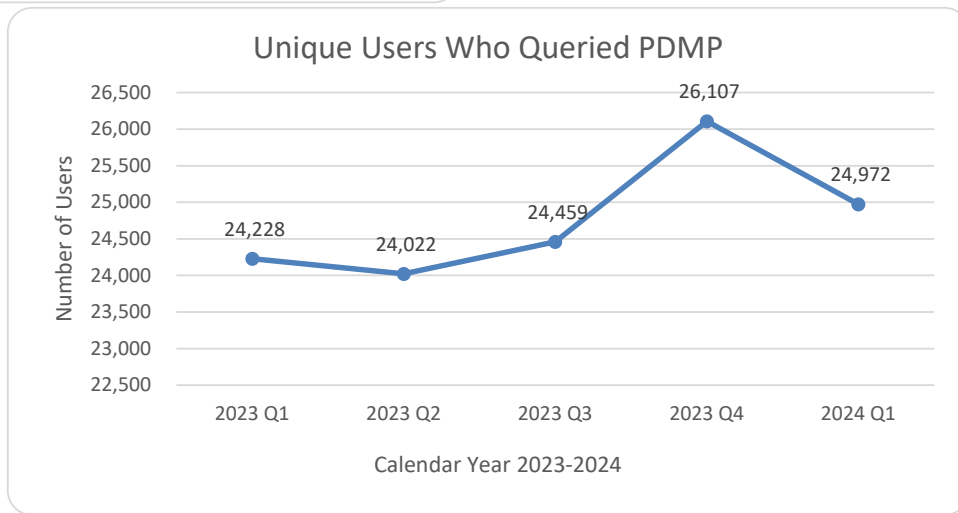
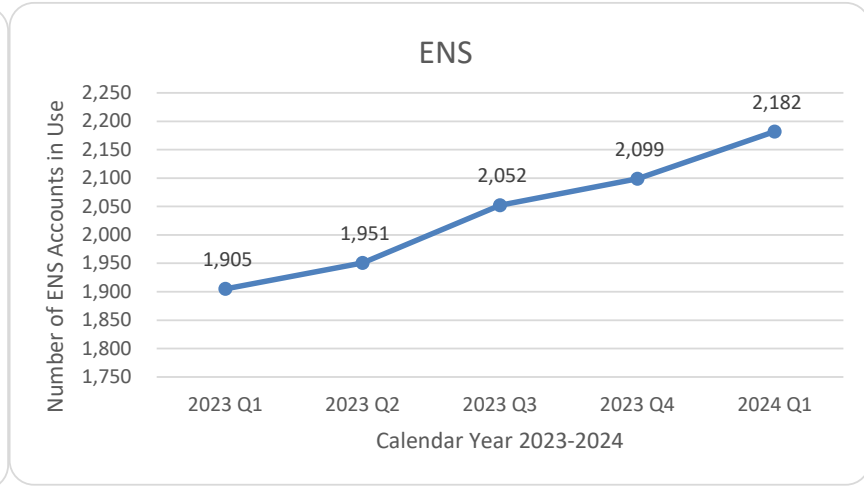
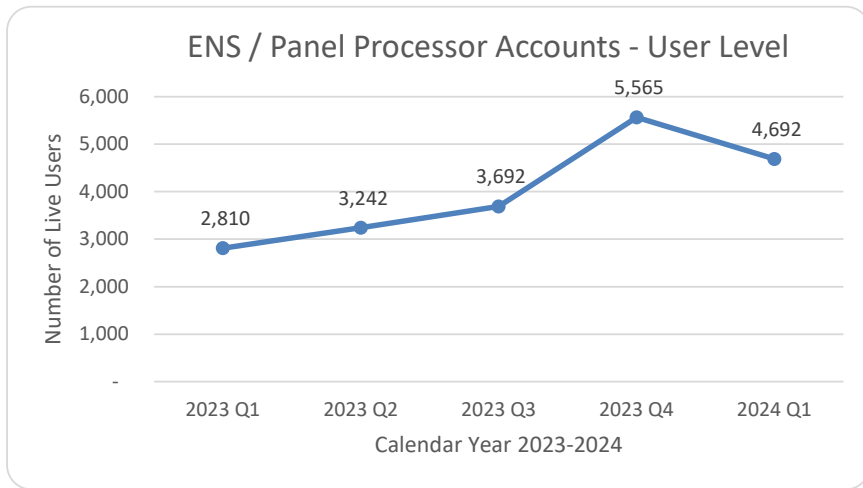
Definitions:

CRISP Portal: A standalone web-based system that contains patient health information from Maryland hospitals and other providers connected to the HIE; information available via the portal includes patient demographics, laboratory results, radiology reports, discharge summaries, operative and consult notes, and medication fill history

Queries: Number of searches within the CRISP Portal per quarter

"Other" includes all account types on Quarter Data tab that are not specifically broken out here.

"Hospital" includes all queries from HIE Portal where account type is hospital and all queries from Incontext App or ULP SSO (ULP SSO deprecated as of 2023-Q3)



Notes:

Direct Message Accounts: A secure and encrypted e-mail service that supports electronic communication between health care providers

ENS / Panel processor Accounts - User Level: De-duplicated number of users credentialed to receive ENS alerts via the Portal or credentialed to submit panels via Panel Processor

Encounter Notification System (ENS): A system that notifies providers when one of their patients has an encounter at a Maryland hospital, which includes patient admission, discharge, and transfer activity

Prescription Drug Monitoring Program (PDMP): Records of all dispensing of controlled dangerous substances (CDS) available in CRISP query portal; periodic deactivation of 90-day-inactive users accounts may result in lower user totals. Users include prescribers, pharmacists and their delegates.

Unique Users: Inclusive of all unique users who queried the PDMP; prior reporting was limited to users of the web-based portal.