



CRISP Quarterly Report

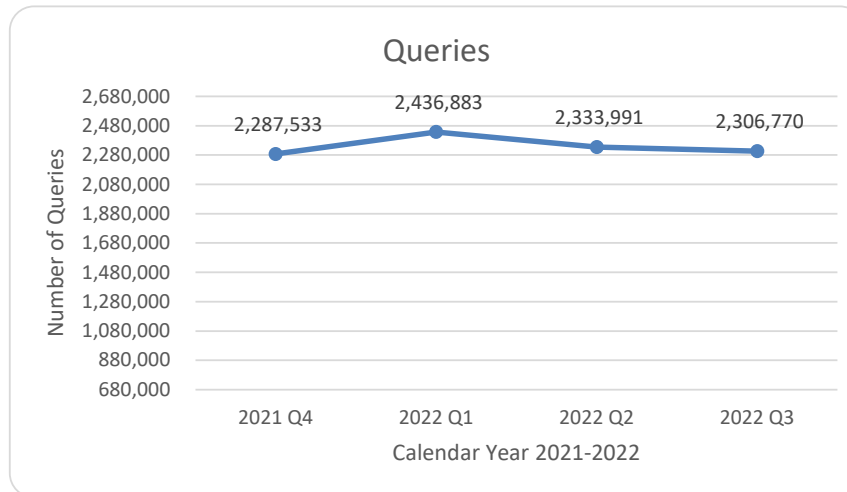
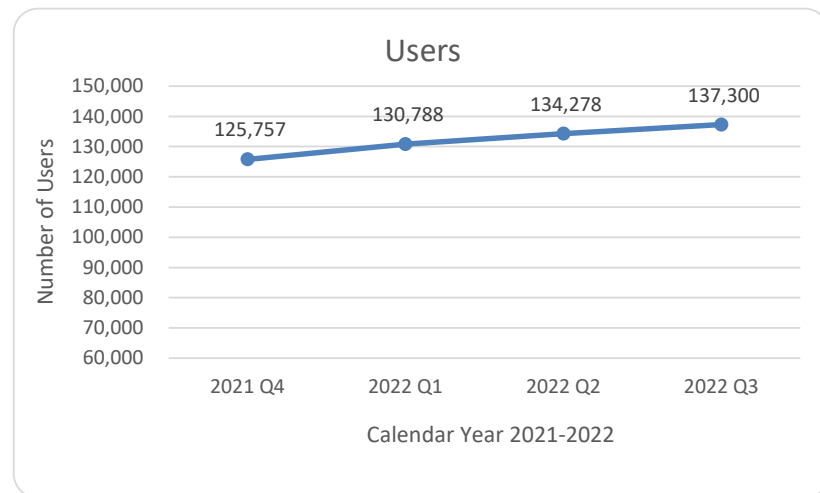
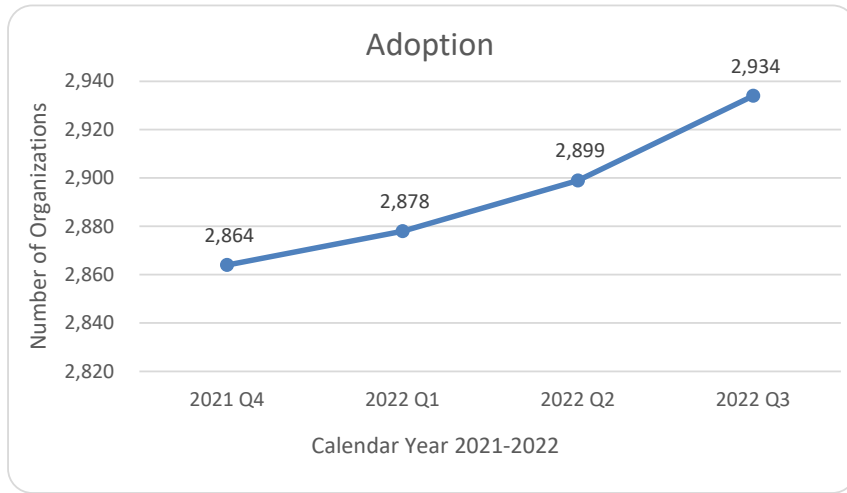
The Chesapeake Regional Information System for our Patients (CRISP), the State-Designated health information exchange (HIE), submits quarterly status reports to the Maryland Health Care Commission (MHCC). The quarterly reports provide updates on the use of HIE services. The MHCC releases quarterly reports to update stakeholders and the public.

At a Glance										
HIE Category		2021-2022								
		Quarter 4 (Oct-Dec)	Quarter 1 (Jan-Mar)	Quarter 2 (Apr-Jun)	Quarter 3				Total ^a	Percent Change
					Jul	Aug	Sept	Quarter Total		
Participation										
Signed Participation Agreements ^b	Ambulatory	18	7	10	3	3	16	22	1,831	7%
	Nursing Homes ^c	2	0	0	0	0	0	0	226	0%
Point of Care										
Manual Portal Queries		2,447,871	2,589,176	2,524,062	827,506	928,640	870,474	2,626,620	39,016,107	2%
In-Context Alerts ^d		12,342,661	10,656,240	11,661,654	3,297,861	3,547,271	3,401,545	10,246,677	204,220,259	-6%
Prescription Drug Monitoring Program (PDMP) ^e	Total Views ^e	4,857,320	4,366,765	5,386,509	1,362,314	1,474,499	1,332,865	4,169,678	65,504,695	-5%
	In-Context Views ^f	4,299,399	3,801,564	4,674,746	1,142,158	1,236,065	1,129,756	3,507,979	67,738,295	-7%
Images Viewed		55,337	62,322	65,797	20,017	22,956	12,731	55,704	598,149	0%
Public Health Alerts ^g		3,178	2,822	2,559	705	777	627	2,109	124,743	-13%
Care Coordination										
Encounter Notification Service (ENS) Live ^h	Ambulatory	16	20	33	14	11	8	33	930	27%
	Nursing Homes	3	1	1	0	0	0	0	105	--
	Payers	2	0	0	0	0	1	1	21	0%
	Hospitals	2	2	4	1	1	2	4	83	0%
ENS Notifications Received	Ambulatory	6,037,503	6,993,899	8,320,291	2,669,947	2,782,731	2,947,444	8,400,122	89,412,093	12%
	Nursing Homes	116,851	115,829	115,295	29,958	30,739	31,423	92,120	1,366,012	-8%
	Payers	5,473,899	6,019,204	4,213,935	1,264,369	1,192,422	1,239,573	3,696,364	54,569,787	-12%
	Hospitals ⁱ	5,963,864	5,998,595	6,654,871	2,012,935	1,874,061	1,896,279	5,783,275	85,473,309	-1%
Secure Text Messages sent ^j		316,975	328,933	263,944	85,692	88,942	94,133	268,767	6,355,546	-5%
Consumer Participation										
Consumer Opt-Outs		288	305	221	89	89	99	277	12,023	-1%
Adjusted Maryland Patient Identifiers ^k		6,013,138	6,709,946	6,322,856				5,025,713	5,025,713	-6%

Notes:

- a. Totals are cumulative since service was started
- b. Practices and facilities sign a participation agreement with CRISP in order to query the CRISP Portal; includes participation agreements signed by parent and affiliate organizations
- c. All nursing homes in the State have signed a participation agreement with CRISP. This metric will be removed in the Q1 2024 report.
- d. User queries delivered in the EHR workflow
- e. Periodic deactivation of 90-day-inactive users accounts may result in lower user totals
- f. PDMP data viewed directly in the user's EHR
- g. Alerts delivered in-context to providers based on patient lists generated by MDH for specific public health diseases
- h. ENS Live is counted at the organization level (practice, facility, payer organization, and hospital site)
- i. One large medical system decreased the number of alerts received in Q4
- j. Direct messaging is a secure and encrypted e-mail service that supports electronic communication between physicians, nurse practitioners, physician assistants, and other healthcare providers
- k. This is not a system generated number. CRISP applies a reporting algorithm that takes into consideration reporting anomalies in the data.

CRISP Portal



Notes:

CRISP Portal: A standalone web-based system that contains patient health information from Maryland hospitals and other providers connected to the HIE; information available via the portal includes patient demographics, laboratory results, radiology reports, discharge summaries, operative and consult notes, and medication fill history.

Participation Agreement: Providers sign a participation agreement with CRISP in order to query the CRISP Portal.

Users: Prior to 2019 Q3, users were doctors, nurses, pharmacists and eligible medical staff whose identity and credentials had been authenticated and granted a CRISP login account. Beginning in 2019 Q3, users are doctors, nurses, pharmacists and eligible medical staff who have actually queried.

Queries: Number of searches within the CRISP Portal per quarter.

Availability: The percent of hours that the portal is live out of all possible hours in a quarter.

Percent Available: The percent of hours that the portal is available during the quarter.

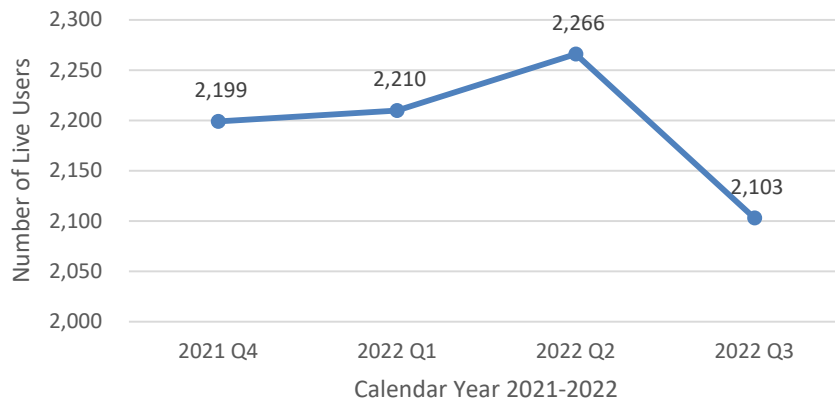
CRISP Portal Queries by Provider Type										
Calendar Year	2021-2022									
Provider Type	Quarter 4		Quarter 1		Quarter 2		Quarter 3		Total	Quarterly Average
	#	%	#	%	#	%	#	%	#	#
Ambulatory	790,044	35%	791,500	32%	770,120	33%	666,486	29%	3,018,150	754,538
Hospital	1,265,260	55%	1,403,340	58%	1,333,156	57%	1,420,230	62%	5,421,986	1,355,497
Long Term Care	41,096	2%	45,097	2%	54,978	2%	42,175	2%	183,346	45,837
Pharmacy	128,722	6%	131,055	5%	127,830	5%	138,327	6%	525,934	131,484
Payor	62,411	3%	65,891	3%	47,907	2%	39,552	2%	215,761	53,940
Total	2,287,533	24%	2,436,883	26%	2,333,991	25%	2,306,770	25%	9,365,177	2,341,294

Definitions:

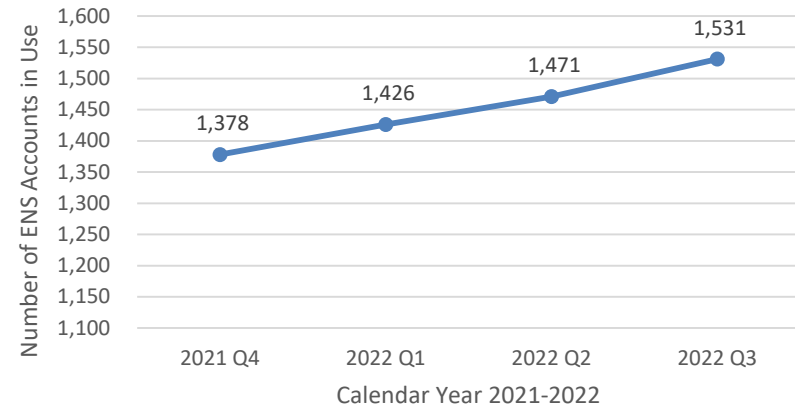
CRISP Portal: A standalone web-based system that contains patient health information from Maryland hospitals and other providers connected to the HIE; information available via the portal includes patient demographics, laboratory results, radiology reports, discharge summaries, operative and consult notes, and medication fill history

Queries: Number of searches within the CRISP Portal per quarter

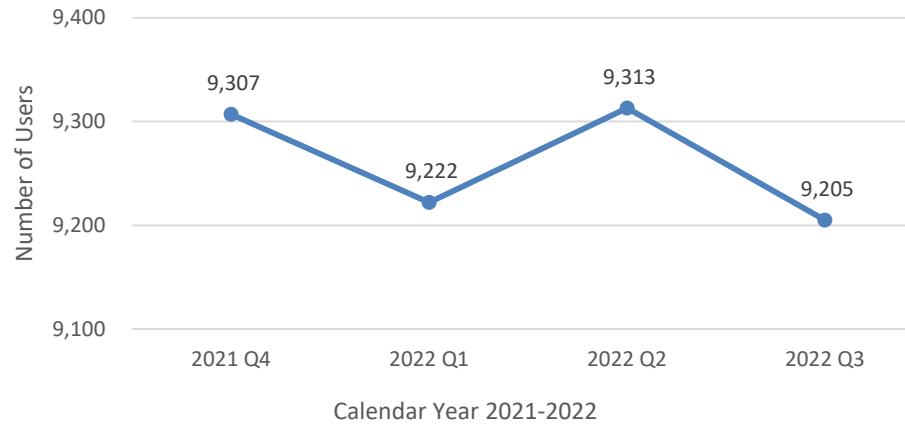
Direct Messaging Accounts - User Level



ENS



Unique Users Who Queried PDMP



Notes:

Direct Message Accounts: A secure and encrypted e-mail service that supports electronic communication between health care providers

Encounter Notification System (ENS): A system that notifies providers when one of their patients has an encounter at a Maryland hospital, which includes patient admission, discharge, and transfer activity

Prescription Drug Monitoring Program (PDMP): Records of all dispensing of controlled dangerous substances (CDS) available in CRISP query portal; periodic deactivation of 90-day-inactive users accounts may result in lower user totals. Users include prescribers, pharmacists and their delegates.