



MARYLAND
Health Care
Commission

Certificate of Ongoing Performance for Cardiac Surgery Services

THE JOHNS HOPKINS HOSPITAL

JANUARY 19, 2023










Staff Analysis and Conclusions

Summary of Standard	Applicant Information and Staff Analysis	Recommend Finding Hospital Complies with the Standard
<p>Program shall participate in uniform data collection and reporting by participating in the STS-ACSD.</p>	<p>Hospital submitted all required data from January 2018 through December 2021.</p>	<p>Yes</p>
<p>The chief executive officer of the hospital shall certify upon request by the Commission that the hospital fully complies with each requirement for conducting and completing specified quality assurance activities.</p>	<p>A signed certification for a full compliance with each requirement related to quality assurance activities was provided.</p>	<p>Yes</p>
<p>Program shall demonstrate that it has taken appropriate action in response to concerns identified through its quality assurance processes.</p>	<p>Conducted several meetings including weekly morbidity and mortality reviews as well as monthly CVSICU CUSP meetings; and provided information about action taken in response to quality concerns identified.</p>	<p>Yes</p>




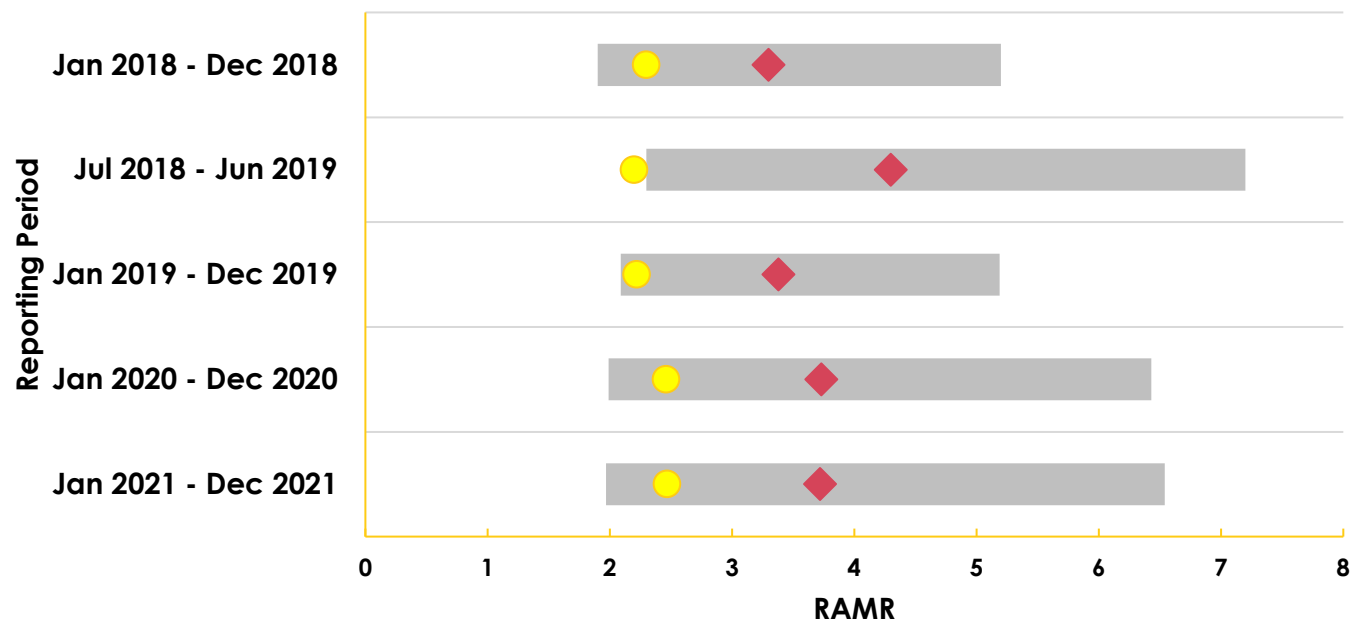
Table 1: JHH's Cardiac Surgery Volume, Isolated CABG Volume, and Composite STS Star Ratings for CABG, by Reporting Period

Reporting Period	Composite Star Rating	Total Isolated CABG Cases Included	Total Cardiac Surgery Volume	Estimated Percentage of Cardiac Surgery Cases Included in CABG Star Rating
Jan 2018 - Dec 2018		379	894	42.4%
Jul 2018 - Jun 2019		397	887	44.8%
Jan 2019 - Dec 2019		446	850	52.5%
Jul 2019 - Jun 2020		374	693	54.0%
Jan 2020 - Dec 2020		318	630	50.5%
Multi-year Comparisons				
Jul 2018 - Jun 2021		1,082	2,257	47.9%
Jan 2019 - Dec 2021		1,055	2,234	47.2%

Source: MHCC compilation of information submitted by JHH and analysis of HSCRC discharge data.



Figure 1: All-Cause 30-Day Risk-Adjusted Mortality Rates (RAMR) for Isolated CABG: JHH Compared to the National Average for All Cardiac Surgery Programs by Reporting Period



Source: MHCC staff compilation of STS reports provided directly to MHCC.



Staff Analysis and Conclusions

Summary of Standard	Applicant Information and Staff Analysis	Recommend Finding Hospital Complies with the Standard
The hospital shall maintain an STS-ACSD composite score for isolated CABG cases of two stars or higher.	The hospital received ratings of two stars for all the reporting periods between January 2018 and December 2021.	Yes
Maintain a hospital all-cause 30-day risk-adjusted mortality rate for CABG cases that is consistent with high quality care.	The hospital's risk-adjusted mortality rate for isolated CABG cases was similar to the national average in all reporting periods; it did not statistically significantly differ from the national average for STS registry participants.	Yes
Program shall maintain an annual volume of 200 or more cases.	The hospital performed 898 cardiac surgery cases in CY 2018, 843 cases in CY 2019, 632 cases in CY 2020, and 732 cases in CY 2021.	Yes

Analysis and Conclusions

Summary of Standard	Applicant Information and Staff Analysis	Recommend Finding Hospital Complies with the Standard
The hospital shall maintain an STS-ACSD composite score for isolated CABG cases of two stars or higher.	The hospital received ratings of two stars for all the reporting periods between January 2018 and December 2021.	Yes
Maintain a hospital all-cause 30-day risk-adjusted mortality rate for CABG cases that is consistent with high quality care.	The hospital's risk-adjusted mortality rate for isolated CABG cases was similar to the national average in all reporting periods; it did not statistically significantly differ from the national average for STS registry participants.	Yes
Program shall maintain an annual volume of 200 or more cases.	The hospital performed 898 cardiac surgery cases in CY 2018, 843 cases in CY 2019, 632 cases in CY 2020, and 732 cases in CY 2021.	Yes



Recommendation

The Executive Director of the Maryland Health Care Commission recommends that the Commission issue a Certificate of Ongoing Performance that permits The Johns Hopkins Hospital to continue providing cardiac surgery services for the next four years.