

Gender Affirmation Treatment

Overview of 2021-2022 Results from the APCD



MARYLAND
Health Care
Commission

Gender Affirmation Treatment (GAT) encompasses a range of medical, psychological, and social interventions designed to support individuals in aligning their physical appearance and gender identity. Transgender patients face significant barriers when seeking medical treatment, including discrimination and stigma within healthcare settings, lack of trained providers, and mental health struggles. On June 5, 2023, Governor Moore signed an executive order at Government House to safeguard gender-affirming healthcare in Maryland. This study aims to describe the distribution of gender-affirmation treatment services using the APCD and show the utilization from 2021 to 2022.


Key Takeaways

- 7,880 patients enrolled in commercial and Medicaid from Maryland (MD) or other states received GAT. They received care from 5,069 providers and retail pharmacies.
- Approximately 0.2% of Medicaid and commercially insured patients were identified as transgender based on the study method.
- Among five large commercial plans, CareFirst (26,950) and United Healthcare (6,665) paid the majority of claims.
- Around 93% of GAT services in the state were delivered by in-network providers, and commercial plans indicated that 90% of claims were in-network.

Demographics



Compared to the total population, **transgender patients were younger**, nearly 39% were 20-29 years.



Almost half (45%) of transgender patients were from the Baltimore Metro area.



11% of total transgender patients in the MD-APCD were living out of state.

Utilization



90% of transgender patients had an office visit.



36% of transgender patients received behavioral health services.




Only 9% had procedure claims.

Providers




The number of providers varied, with a max of 1,159 (23%) providers for Montgomery County residents and 16 (0.3%) for Somerset County residents.

From the claims



23% of claims were for services provided by Social Workers.



90% of claims were billed by in-network providers.



27% of providers served out-of-state residents.

Cost

= \$1,000 per patient

Cost per transgender patient varied by service type.



Office Visit: \$442

Retail Pharmacy: \$469



Behavioral Health: \$1,404

All Services: \$1,699



Procedures:
\$6,614



Pharmacy In
Medical Claims:
\$6,662