

# Heart surgeries and procedures

## Results of care

Select hospitals to compare

Compare

Death rate for CABG

Rate of unplanned readmission for CABG

Hospital Name	Death rate for CABG	Rate of unplanned readmission for CABG
<input type="checkbox"/> <a href="#">Adventist HealthCare Shady Grove Medical Center</a>	State Mean 2.75 Not enough data to report (-, -)	State Mean 12.63 Not enough data to report (-, -)
<input type="checkbox"/> <a href="#">Adventist HealthCare Washington Adventist Hospital</a>	Average 2.9(1.6, 5.1) Not enough data to report (-, -)	Average 13.9(10.7, 17.6) Not enough data to report (-, -)
<input type="checkbox"/> <a href="#">Anne Arundel Medical Center</a>	Not enough data to report (-, -)	Not enough data to report (-, -)
<input type="checkbox"/> <a href="#">Atlantic General Hospital</a>	Not enough data to report (-, -)	Not enough data to report (-, -)

**Select hospitals to compare**

Compare

Hospital Name	<u>Death rate for CABG</u>	<u>Rate of unplanned readmission for CABG</u>
<input type="checkbox"/> <u>Bon Secours Hospital</u>	Not enough data to report -(-, -)	Not enough data to report -(-, -)
<input type="checkbox"/> <u>Calvert Memorial Hospital</u>	Not enough data to report -(-, -)	Not enough data to report -(-, -)
<input type="checkbox"/> <u>Carroll Hospital Center</u>	Not enough data to report -(-, -)	Not enough data to report -(-, -)
<input type="checkbox"/> <u>Doctors Community Hospital</u>	Not enough data to report -(-, -)	Not enough data to report -(-, -)
<input type="checkbox"/> <u>Edward McCready Memorial Hospital</u>	Not enough data to report -(-, -)	Not enough data to report -(-, -)
<input type="checkbox"/> <u>Fort Washington Medical Center</u>	Not enough data to report -(-, -)	Not enough data to report -(-, -)
<input type="checkbox"/> <u>Frederick Memorial Hospital</u>	Not enough data to report -(-, -)	Not enough data to report -(-, -)

**Select hospitals to compare**

Compare

Rate of unplanned readmission for CABG

Death rate for CABG

**Hospital Name**

Not enough data to report  
(-, -)

Not enough data to report  
(-, -)

Garrett Regional Medical Center

Not enough data to report  
(-, -)

Not enough data to report  
(-, -)

Greater Baltimore Medical Center

Not enough data to report  
(-, -)

Not enough data to report  
(-, -)

Holy Cross Germantown Hospital

Not enough data to report  
(-, -)

Not enough data to report  
(-, -)

Holy Cross Hospital

Not enough data to report  
(-, -)

Not enough data to report  
(-, -)

Howard County General Hospital

Not enough data to report  
(-, -)

Not enough data to report  
(-, -)

Johns Hopkins Bayview Medical Center

 Average  
15.3(12.6, 18.6)

 Average  
3.2(2, 5.1)

Johns Hopkins Hospital

**Select hospitals to compare**

Compare

Rate of unplanned readmission for CABG

Death rate for CABG

**Hospital Name**

Not enough data to report  
-(-, -)

Not enough data to report  
-(-, -)

**MedStar Franklin Square Medical Center**

Not enough data to report  
-(-, -)

Not enough data to report  
-(-, -)

**MedStar Good Samaritan Hospital**

Not enough data to report  
-(-, -)

Not enough data to report  
-(-, -)

**MedStar Harbor Hospital**

Not enough data to report  
-(-, -)

Not enough data to report  
-(-, -)

**MedStar Montgomery Medical Center**

Not enough data to report  
-(-, -)

Not enough data to report  
-(-, -)

**MedStar Southern Maryland Hospital Center**

Not enough data to report  
-(-, -)

Not enough data to report  
-(-, -)

**MedStar St. Mary's Hospital**

 Average  
12.7(10.1, 15.8)







 Average  
3.4(2.1, 5.6)

**MedStar Union Memorial Hospital**

**Select hospitals to compare**

Compare

Death rate for CABG      Rate of unplanned readmission for CABG

Hospital Name	Death rate for CABG	Rate of unplanned readmission for CABG
<input type="checkbox"/> <u>Mercy Medical Center</u>	Not enough data to report (-, -)	Not enough data to report (-, -)
<input type="checkbox"/> <u>Meritus Medical Center</u>	Not enough data to report (-, -)	Not enough data to report (-, -)
<input type="checkbox"/> <u>Northwest Hospital</u>	Not enough data to report (-, -)	Not enough data to report (-, -)
<input type="checkbox"/> <u>Peninsula Regional Medical Center</u>	 Average 2.8(1.7, 4.5)	 Average 11.7(9.4, 14.4)
<input type="checkbox"/> <u>Sinai Hospital</u>	 Average 2.9(1.6, 4.7)	 Average 12.5(10.1, 15.3)
<input type="checkbox"/> <u>St. Agnes Hospital</u>	Not enough data to report (-, -)	Not enough data to report (-, -)
<input type="checkbox"/> <u>Suburban Hospital</u>	 Average 3.8(2, 7.2)	 Average 12.4(9, 16.4)
<input type="checkbox"/> <u>Union Hospital of Cecil County</u>	Not enough data to report (-, -)	Not enough data to report (-, -)

Select hospitals to compare

Compare

Rate of unplanned readmission for CABG

Death rate for CABG

Not enough data to report  
(-, -)

Not enough data to report  
(-, -)

[University of Maryland Baltimore Washington Medical Center](#)

Not enough data to report  
(-, -)

Not enough data to report  
(-, -)

[University of Maryland Charles Regional Medical Center](#)

Not enough data to report  
(-, -)

Not enough data to report  
(-, -)

[University of Maryland Harford Memorial Hospital](#)

Not enough data to report  
(-, -)

Not enough data to report  
(-, -)

[University of Maryland Laurel Regional Hospital](#)

 Average  
12.8(10.4, 15.8)

 Average  
1.6(0.8, 2.9)


[University of Maryland Medical Center](#)

Not enough data to report  
(-, -)

Not enough data to report  
(-, -)

[University of Maryland Medical Center Midtown Campus](#)

 Average  
12.1(9.1, 16.3)

 Average  
2.6(1.2, 5.2)

[University of Maryland Prince George's Hospital Center](#)

Not enough data to report  
(-, -)

Not enough data to report  
(-, -)

[University of Maryland Rehabilitation & Orthopaedic Institute](#)

**Select hospitals to compare**

Compare

Rate of unplanned readmission for CABG

Death rate for CABG

Not enough data to report  
-(-, -)

Not enough data to report  
-(-, -)

University of Maryland Shore Medical Center at Chestertown

Not enough data to report  
-(-, -)

Not enough data to report  
-(-, -)

University of Maryland Shore Medical Center at Easton

 Average  
11.6(9.2, 14.5)

 Average  
2(1.1, 3.8)

University of Maryland St. Joseph Medical Center

Not enough data to report  
-(-, -)

Not enough data to report  
-(-, -)

University of Maryland Upper Chesapeake Medical Center

 Average  
11.3(8.5, 14.7)

 Average  
2.3(1.1, 4.6)

Western Maryland Regional Medical Center

Data Sources:  
 AHRQ-QI Composite Data (2015)  
 AHRQ-QI Provider Data (2015)  
 Hospital Compare Data (July 2018)

# Death rate for CABG

Deaths in the hospital following a coronary artery bypass graft, or CABG, which is designed to provide a way around clogged arteries in the heart. [Detailed abstraction information on CABG measures can be found here.](#)

- Mortality measure results are derived from administrative data and are updated annually covering a three-year period.
- A lower score is better.
- The rate takes into account how sick patients were before they went to the hospital (it is risk-adjusted).
- Ratings include a significance test that makes us more confident the hospital rating is accurate.
- This measure is endorsed by the National Quality Forum, an independent organization that sets standards for health care quality measurement.
- Figures presented are events per 100 cases.

Clinical Title: Death rate for CABG

Measure Code: MORT\_30\_CABG

Data Source: [CMS Hospital Compare](#)

Go to the [About Quality Ratings page](#)



# Rate of unplanned readmission for CABG

How often patients return to the hospital within 30-days after having a procedure called a coronary artery bypass graft, or CABG, which is designed to restore the natural flow of blood in the heart. Hospitals keep track of how many of their patients had to go back to the hospital soon after having a procedure (this is called a readmission rate). Readmission rates show how a hospital is doing to prevent complications, provide clear discharge instructions, and help patients make a smooth transition out of the hospital. Patients may need to return to the hospital because of their recent procedure or for a different reason.

[Detailed abstraction information on Stroke measures can be found here.](#)

- Readmissions measure results are derived from administrative data and are updated annually covering a three-year period.
- A lower score is better.
- The rate takes into account how sick patients were before they went to the hospital (it is risk-adjusted).
- Ratings do not include a significance test.
- This measure is endorsed by the National Quality Forum, an independent organization that sets standards for health care quality measurement.
- Figures presented are events per 100 cases.

[Clinical Title:](#) Rate of unplanned readmission for CABG

[Measure Code:](#) READM\_30\_CABG

[Statistics Available:](#) Denominator, Risk-Adjusted Rate and CI

[Data Source:](#) [CMS Hospital Compare](#)

[Go to the About Quality Ratings page](#)