



Maryland Health Care Commission

Thursday, December 21, 2017

1:00 p.m.



AGENDA

1. **APPROVAL OF MINUTES**
2. UPDATE OF ACTIVITIES
3. [ACTION: Change in Approved Certificate of Need – 314 Grove Neck Road OPCP, L.L.C. d/b/a Recovery Centers of America at Bracebridge \(Docket No. 15-07-2363\)](#)
4. [ACTION: Change in Approved Certificate of Need – 11100 Billingsley Road OPCO, L.L.C./ Recovery Centers of America-Waldorf \(Docket No. 15-08-2362\)](#)
5. [ACTION: Certificate of Need – Coastal Hospice, Inc. d/b/a Coastal Hospice & Palliative Care – Capital Expenditure in Excess of Applicable Threshold \(Docket No. 17-22-2404\)](#)
6. [ACTION: Repeal and Replacement of COMAR 10.24.11 - State Health Plan for Facilities and Services: General Surgical Services – Final Permanent Regulations](#)
7. [PRESENTATION: Health Care Data Breach Assessment](#)
8. [PRESENTATION: Maryland Patient Safety Center](#)
9. [PRESENTATION: Use of Nursing Home Quality Ratings in Planning and Certificate of Need Regulation](#)
10. [OVERVIEW OF UPCOMING EVENTS](#)
11. [ADJOURNMENT](#)



AGENDA

1. APPROVAL OF MINUTES
2. **UPDATE OF ACTIVITIES**
3. [ACTION: Change in Approved Certificate of Need – 314 Grove Neck Road OPCP, L.L.C. d/b/a Recovery Centers of America at Bracebridge \(Docket No. 15-07-2363\)](#)
4. [ACTION: Change in Approved Certificate of Need – 11100 Billingsley Road OPCO, L.L.C./ Recovery Centers of America-Waldorf \(Docket No. 15-08-2362\)](#)
5. [ACTION: Certificate of Need – Coastal Hospice, Inc. d/b/a Coastal Hospice & Palliative Care – Capital Expenditure in Excess of Applicable Threshold \(Docket No. 17-22-2404\)](#)
6. [ACTION: Repeal and Replacement of COMAR 10.24.11 - State Health Plan for Facilities and Services: General Surgical Services – Final Permanent Regulations](#)
7. [PRESENTATION: Health Care Data Breach Assessment](#)
8. [PRESENTATION: Maryland Patient Safety Center](#)
9. [PRESENTATION: Use of Nursing Home Quality Ratings in Planning and Certificate of Need Regulation](#)
10. [OVERVIEW OF UPCOMING EVENTS](#)
11. [ADJOURNMENT](#)



AGENDA

1. APPROVAL OF MINUTES
2. UPDATE OF ACTIVITIES
3. **ACTION: Change in Approved Certificate of Need – 314 Grove Neck Road OPCP, L.L.C. d/b/a Recovery Centers of America at Bracebridge (Docket No. 15-07-2363)**
4. ACTION: Change in Approved Certificate of Need – 11100 Billingsley Road OPCO, L.L.C./ Recovery Centers of America-Waldorf (Docket No. 15-08-2362)
5. ACTION: Certificate of Need – Coastal Hospice, Inc. d/b/a Coastal Hospice & Palliative Care – Capital Expenditure in Excess of Applicable Threshold (Docket No. 17-22-2404)
6. ACTION: Repeal and Replacement of COMAR 10.24.11 - State Health Plan for Facilities and Services: General Surgical Services – Final Permanent Regulations
7. PRESENTATION: Health Care Data Breach Assessment
8. PRESENTATION: Maryland Patient Safety Center
9. PRESENTATION: Use of Nursing Home Quality Ratings in Planning and Certificate of Need Regulation
10. OVERVIEW OF UPCOMING EVENTS
11. ADJOURNMENT



ACTION:

Change in Approved Certificate of Need
314 Grove Neck Road OPCP, L.L.C. d/b/a Recovery Centers
of America at Bracebridge
(Docket No. 15-07-2363)

(Agenda Item #3)



AGENDA

1. APPROVAL OF MINUTES
2. UPDATE OF ACTIVITIES
3. [ACTION: Change in Approved Certificate of Need – 314 Grove Neck Road OPCP, L.L.C. d/b/a Recovery Centers of America at Bracebridge \(Docket No. 15-07-2363\)](#)
4. [**ACTION: Change in Approved Certificate of Need – 11100 Billingsley Road OPCO, L.L.C./ Recovery Centers of America-Waldorf \(Docket No. 15-08-2362\)**](#)
5. [ACTION: Certificate of Need – Coastal Hospice, Inc. d/b/a Coastal Hospice & Palliative Care – Capital Expenditure in Excess of Applicable Threshold \(Docket No. 17-22-2404\)](#)
6. [ACTION: Repeal and Replacement of COMAR 10.24.11 - State Health Plan for Facilities and Services: General Surgical Services – Final Permanent Regulations](#)
7. [PRESENTATION: Health Care Data Breach Assessment](#)
8. [PRESENTATION: Maryland Patient Safety Center](#)
9. [PRESENTATION: Use of Nursing Home Quality Ratings in Planning and Certificate of Need Regulation](#)
10. [OVERVIEW OF UPCOMING EVENTS](#)
11. [ADJOURNMENT](#)



ACTION:

**Change in Approved Certificate of Need –
11100 Billingsley Road OPCO, L.L.C./ Recovery Centers of
America-Waldorf
(Docket No. 15-08-2362)**

(Agenda Item #4)



AGENDA

1. APPROVAL OF MINUTES
2. UPDATE OF ACTIVITIES
3. ACTION: Change in Approved Certificate of Need – 314 Grove Neck Road OPCP, L.L.C. d/b/a Recovery Centers of America at Bracebridge (Docket No. 15-07-2363)
4. ACTION: Change in Approved Certificate of Need – 11100 Billingsley Road OPCO, L.L.C./ Recovery Centers of America-Waldorf (Docket No. 15-08-2362)
5. **ACTION: Certificate of Need – Coastal Hospice, Inc. d/b/a Coastal Hospice & Palliative Care – Capital Expenditure in Excess of Applicable Threshold (Docket No. 17-22-2404)**
6. ACTION: Repeal and Replacement of COMAR 10.24.11 - State Health Plan for Facilities and Services: General Surgical Services – Final Permanent Regulations
7. PRESENTATION: Health Care Data Breach Assessment
8. PRESENTATION: Maryland Patient Safety Center
9. PRESENTATION: Use of Nursing Home Quality Ratings in Planning and Certificate of Need Regulation
10. OVERVIEW OF UPCOMING EVENTS
11. ADJOURNMENT



ACTION:

Certificate of Need – Coastal Hospice, Inc. d/b/a Coastal Hospice &
Palliative Care – Capital Expenditure in Excess of Applicable
Threshold

(Docket No. 17-22-2404)

(Agenda Item #5)



AGENDA

1. APPROVAL OF MINUTES
2. UPDATE OF ACTIVITIES
3. ACTION: Change in Approved Certificate of Need – 314 Grove Neck Road OPCP, L.L.C. d/b/a Recovery Centers of America at Bracebridge (Docket No. 15-07-2363)
4. ACTION: Change in Approved Certificate of Need – 11100 Billingsley Road OPCO, L.L.C./ Recovery Centers of America-Waldorf (Docket No. 15-08-2362)
5. ACTION: Certificate of Need – Coastal Hospice, Inc. d/b/a Coastal Hospice & Palliative Care – Capital Expenditure in Excess of Applicable Threshold (Docket No. 17-22-2404)
6. **ACTION: Repeal and Replacement of COMAR 10.24.11 - State Health Plan for Facilities and Services: General Surgical Services – Final Permanent Regulations**
7. PRESENTATION: Health Care Data Breach Assessment
8. PRESENTATION: Maryland Patient Safety Center
9. PRESENTATION: Use of Nursing Home Quality Ratings in Planning and Certificate of Need Regulation
10. OVERVIEW OF UPCOMING EVENTS
11. ADJOURNMENT



ACTION:

Repeal and Replacement of COMAR 10.24.11 - State Health Plan for Facilities and Services: General Surgical Services – Final Permanent Regulations

(Agenda Item #6)



AGENDA

1. APPROVAL OF MINUTES
2. UPDATE OF ACTIVITIES
3. [ACTION: Change in Approved Certificate of Need – 314 Grove Neck Road OPCP, L.L.C. d/b/a Recovery Centers of America at Bracebridge \(Docket No. 15-07-2363\)](#)
4. [ACTION: Change in Approved Certificate of Need – 11100 Billingsley Road OPCO, L.L.C./ Recovery Centers of America-Waldorf \(Docket No. 15-08-2362\)](#)
5. [ACTION: Certificate of Need – Coastal Hospice, Inc. d/b/a Coastal Hospice & Palliative Care – Capital Expenditure in Excess of Applicable Threshold \(Docket No. 17-22-2404\)](#)
6. [ACTION: Repeal and Replacement of COMAR 10.24.11 - State Health Plan for Facilities and Services: General Surgical Services – Final Permanent Regulations](#)
7. **[PRESENTATION: Health Care Data Breach Assessment](#)**
8. [PRESENTATION: Maryland Patient Safety Center](#)
9. [PRESENTATION: Use of Nursing Home Quality Ratings in Planning and Certificate of Need Regulation](#)
10. [OVERVIEW OF UPCOMING EVENTS](#)
11. [ADJOURNMENT](#)



PRESENTATION:

Health Care Data Breach Assessment

(Agenda Item #7)

Health Care Data Breaches:

How Maryland Compares

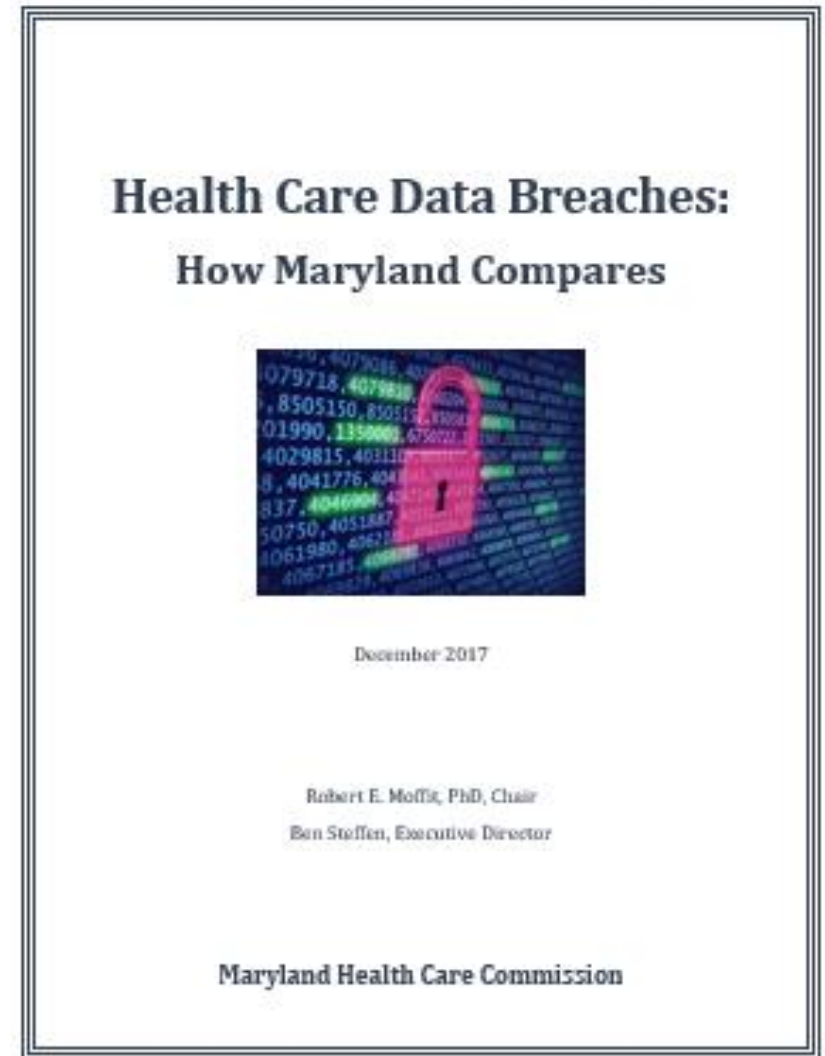
December 21, 2017



The MARYLAND HEALTH CARE COMMISSION

Framing the Discussion

- Health care acclimating to keep pace with evolving cyber threats
- Within the past few years, surge in breach type for hacking/IT reported by HIPAA-regulated entities
- Increasing awareness and continuous improvement of cybersecurity will help ensure confidentiality, integrity, and availability of electronic protected health information (PHI)



About the Assessment

- All-state analysis of health care data breaches from 2013 to 2016 (Maryland: N=23; Nation: N=1,177); preliminary review of breaches in 2017 (Maryland N=8; Nation N=290)*
 - Data obtained from the Office for Civil Rights (OCR) Online Portal
- Information will support cybersecurity awareness and education initiatives to increase protections of consumers' data
- Supplements the June 2017 report, *Health Care Data Breaches: A Changing Landscape***

Notes:

*2017 data mostly consists of breaches still under investigation (Maryland N=6; Nation N=256)

**The analysis included in the June 2017 report assessed health care data breaches from 2010 to 2016


Trends – Key Takeaways

- Breaches from 2013 to 2016 increased more than twofold*
 - Growth in hacking/IT for reported breach type most significant and accounts for the vast majority of records compromised
- Health care providers in all states increasingly being targeted*
 - In 2016, Maryland was one of fifteen states where providers accounted for all reported breaches
- Evolving cyber threats require more focus on changing end-user behavior to reduce risk of a breach

**Refer to slides 14, 15, and 16 in the Appendix for more information*

Privacy and Security Rules

- The Health Insurance Portability and Accountability Act of 1996 (HIPAA) as amended by the Health Information Technology for Economic and Clinical Health (HITECH) Act of 2009 consists of standards for the protection of PHI
- Omnibus Final Rule enforces modifications to privacy, security, enforcement, and notification rules under HIPAA/HITECH*
 - Compliance date: September 23, 2013



**Refer to slide 17 in the Appendix for information on some key changes in the Omnibus Final Rule*

Assessing Impact

- Maryland ranks 10th for total records compromised
- Largely attributed to three breaches that had an impact ranging from 200K to 1 million records per breach, accounting for nearly 94 percent of all records compromised*

State Ranking by Total Records Compromised 2013-2016							
State	2013-2016			2013	2014	2015	2016
	Count	Records	Rank	Rank			
IN	39	83,704,657	1	4	15	1	10
NY	72	14,182,939	2	5	8	3	2
WA	28	11,636,002	3	7	26	2	7
CA	142	7,604,892	4	2	5	4	4
TN	32	5,091,814	5	8	1	11	23
AZ	24	4,618,277	6	27	14	31	1
IL	62	4,426,764	7	1	7	16	21
TX	94	3,694,631	8	3	2	8	9
FL	90	3,165,787	9	6	10	14	3
MD	23	2,083,026	10	22	6	5	6

*Three breaches include (# of records compromised): Indian Health Service in 2014 (214K); CareFirst BlueCross BlueShield in 2015 (1.1M); Bon Secours Health System in 2016 (650K)

Assessing Impact (*continued...*)

- Rate of growth for records compromised locally increased over 200 percent as compared to 34 percent for the nation
- Maryland is among 11 states that experienced at least one breach that compromised more than 1 million records*
- Nationally, about 79 percent of breaches had an impact on fewer than 10K records
- Maryland breaches tend to affect fewer records, with a median of 1,444 records per breach as compared to an average median of 2,300 across all states

**For Maryland, one breach exceeded 1M records reported by CareFirst BlueCross BlueShield in 2015*

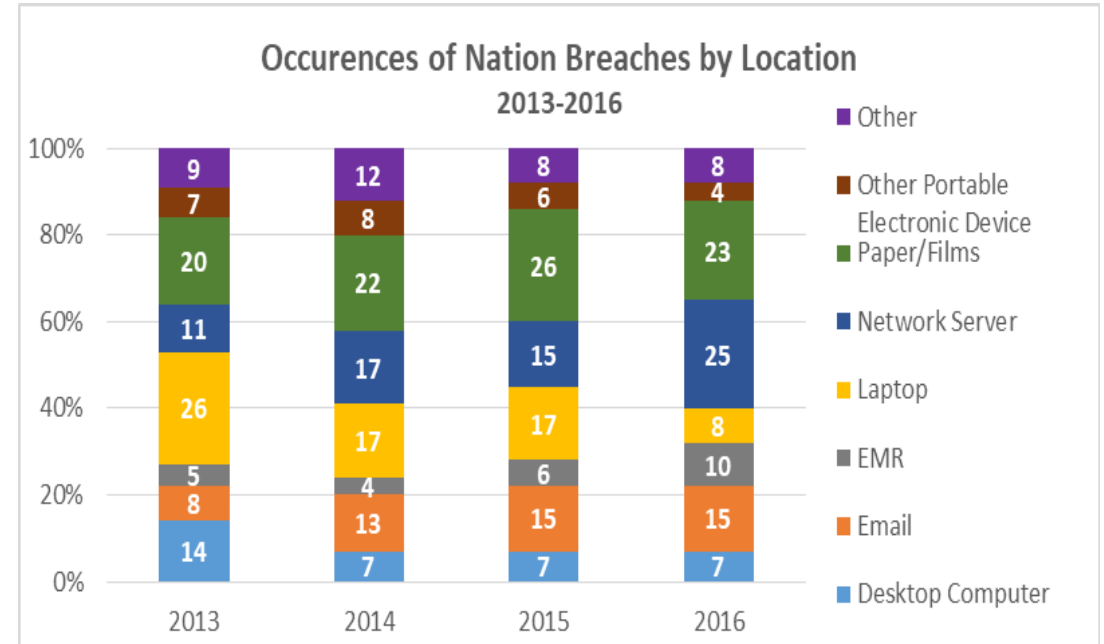
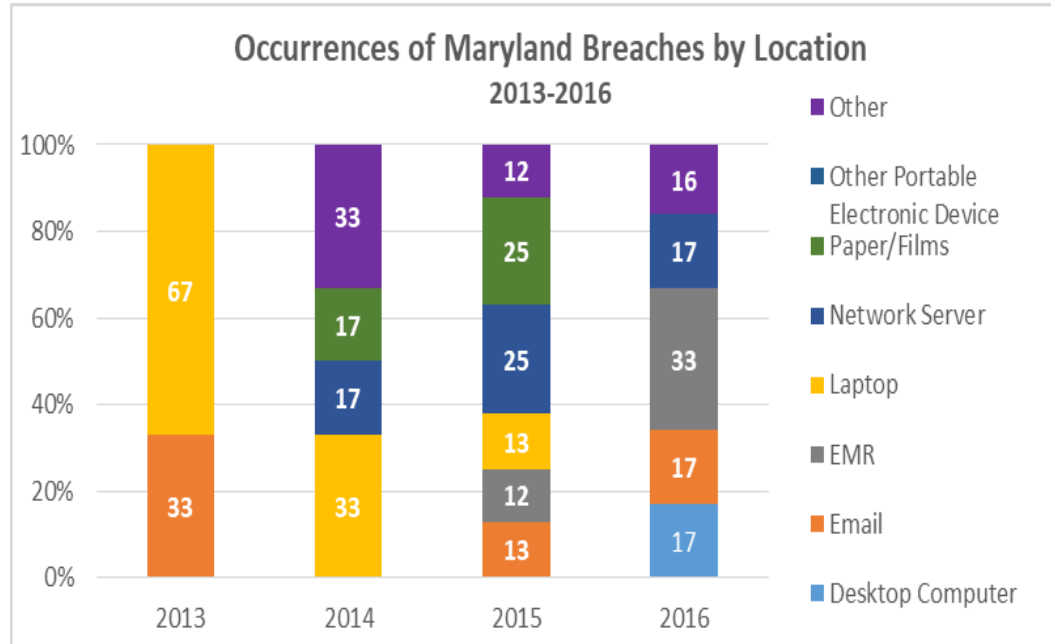
Comparable States

- Maryland ranks 3rd for records compromised relative to six comparable states*
- MD, AZ, IN, and NJ reported several breaches close to or exceeding 1M records
- All states except MO and CO had at least two breaches that make up over 80 percent of all records compromised

Comparable States Ranking by Total Records Compromised 2013-2016				
Comparative Ranking	State	Occurrence	Records	Overall Rank (Table 1)
1	IN	37	83,704,657	1
2	AZ	24	4,618,277	6
3	MD	23	2,083,026	10
4	NJ	20	1,416,183	12
5	MO	25	187,442	20
6	CO	24	82,373	31
7	CT	13	72,827	33

**Comparable states selected based on data from The Henry J. Kaiser Family Foundation*

Examining Breach Location



Refer to slide 18 for information on number of records compromised by breach location for more information

Preliminary View of 2017

- In relation to other types of breaches, hacking/IT continues to account for an ample portion of reported breaches (MD: ~50%; Nation: ~42%) and records compromised (MD: ~95%; Nation: ~71%)
- Health care providers most vulnerable (MD: ~88%; Nation: ~80%)
- Total records compromised significantly lower than previous years
 - In comparison to 2016, about 12 million fewer records compromised nationally and about 600K in Maryland (now ranking 16th – descending 10 spots)

Next Steps

- Monitor breach trends and outcomes of OCR investigations for smaller breaches to identify learning opportunities
- Continue awareness building and facilitate shared knowledge about cybersecurity best practices in collaboration with stakeholders
- Educate Maryland providers about ways to enhance cybersecurity preparedness and response protocols, essential as more providers in the State continue to participate in alternative care delivery models that are dependent on increased use and integration of electronic systems to manage patient care

Breaches Make us “WannaCry”



The MARYLAND
HEALTH CARE COMMISSION



AGENDA

1. APPROVAL OF MINUTES
2. UPDATE OF ACTIVITIES
3. [ACTION: Change in Approved Certificate of Need – 314 Grove Neck Road OPCP, L.L.C. d/b/a Recovery Centers of America at Bracebridge \(Docket No. 15-07-2363\)](#)
4. [ACTION: Change in Approved Certificate of Need – 11100 Billingsley Road OPCO, L.L.C./ Recovery Centers of America-Waldorf \(Docket No. 15-08-2362\)](#)
5. [ACTION: Certificate of Need – Coastal Hospice, Inc. d/b/a Coastal Hospice & Palliative Care – Capital Expenditure in Excess of Applicable Threshold \(Docket No. 17-22-2404\)](#)
6. [ACTION: Repeal and Replacement of COMAR 10.24.11 - State Health Plan for Facilities and Services: General Surgical Services – Final Permanent Regulations](#)
7. [PRESENTATION: Health Care Data Breach Assessment](#)
8. [**PRESENTATION: Maryland Patient Safety Center**](#)
9. [PRESENTATION: Use of Nursing Home Quality Ratings in Planning and Certificate of Need Regulation](#)
10. [OVERVIEW OF UPCOMING EVENTS](#)
11. [ADJOURNMENT](#)



PRESENTATION:

Maryland Patient Safety Center

(Agenda Item #8)

Maryland Patient Safety Center FY 2018 Update

Presented to the
Maryland Health Care Commission
December 2017

Board of Directors

- **James R. Rost, MD**, Chief Medical Officer
Adventist Healthcare, Washington Adventist Hospital
Chair, MPSC Board of Directors
- **Gerald Abrams**, Director
Abrams, Foster, Nole & Williams, PA
- **Kelly Corbi**, Chief Operating Officer
Northwest Hospital
- **Joseph DeMattos, Jr., MA**, President
Health Facilities Association of Maryland
- **Barbara Epke**, Vice President
LifeBridge Health, Inc. & Sinai Hospital of Baltimore
- **Badia Faddoul, RN, DNP, CCR, CPHQ**
Director of Quality and Safety
University of Maryland Community Medical Group
- **E. Robert Feroli, Jr., PharmD, FASHP, FSMO**
Johns Hopkins Hospital, Department of Pharmacy
- **Brian J. Frankel**, Assistant Fire Chief
Prince George's County Fire/EMS Department
- **Eugene Friedman**, Former Corporate Counsel
1st Mariner Bank
- **Paul Fronstin, Ph.D.**, Director
Center for Research and Health Benefits Innovation
Employee Benefit Research Institute
- **Andrea Hyatt**, President
Maryland Ambulatory Surgery Association
- **Sen. Katherine Klausmeier**
Maryland State Senate, District 8
- **Jack Gentry**, Patient Advocate
MedStar Health
- **Robert Imhoff**, President & CEO
Maryland Patient Safety Center
- **Lawrence Linder, MD, FACEP, FAAEM**
Former President and CEO
University of Maryland Community Medical Group
- **Martin A. Makary M.D., M.P.H., F.A.C.S.**
Professor of Surgery, Johns Hopkins School of Medicine
Chief, Islet Transplant Surgery, Johns Hopkins Hospital
- **David Mayer, MD**, Corporate VP of Quality and Safety
MedStar Health
- **Sherry Perkins, PhD, RN**, Chief Operating Officer
Dimensions Health
- **Podge M. Reed Jr., Chairman**
Rodessa Land and Oil Co., Inc.
- **Del. Sheree Sample-Hughes**
Maryland General Assembly, District 37 A
- **Nicole Dempsey Stallings**, VP, Policy & Data Analytics
Maryland Hospital Association
- **Barbara Tachovsky**, Former President
Main Line Hospitals, Paoli, PA.
- **Michael Yochelson, MD, MBA, FACHE**, CMO
Shepherd Center, Atlanta GA



MPSC Members

- Adventist Behavioral Health
- Adventist Rehabilitation Hospital
- Shady Grove Medical Center
- Washington Adventist Hospital
- Anne Arundel Medical Center
- Atlantic General Hospital
- Bon Secours Baltimore Health System
- Calvert Memorial Hospital
- Carroll Hospital Center
- Doctors Community Hospital
- Fort Washington Medical Center
- Frederick Regional Health System
- Garrett County Memorial Hospital
- Greater Baltimore Medical Center
- Holy Cross Hospital
- Holy Cross Hospital Germantown
- Johns Hopkins Howard County General Hospital
- Johns Hopkins Suburban Hospital
- Kennedy Krieger Institute
- Levindale Hebrew Geriatric Center & Hospital
- MedStar Franklin Square Medical Center
- MedStar Good Samaritan Hospital
- MedStar National Rehabilitation Hospital
- MedStar Southern Maryland Hospital Center
- MedStar St. Mary's Hospital
- MedStar Union Memorial Hospital
- Mercy Medical Center
- National Institutes of Health, Clinical Center
- Northwest Hospital
- Peninsula Regional Medical Center
- Sheppard Pratt Health System
- Sinai Hospital of Baltimore
- St. Agnes Hospital
- Union Hospital of Cecil County
- UM Baltimore Washington Medical Center
- UM Bowie Health Center
- UM Laurel Regional Hospital
- UM Medical Center
- UM Medical Center Midtown Campus
- UM Prince Georges Medical Center
- UM Rehabilitation & Orthopaedic Institute
- UM St. Joseph Medical Center
- UM Upper Chesapeake Health
- Western Maryland Health System

Mid Atlantic PSO Members

- Adventist Behavioral Health
- Adventist Rehabilitation Hospital
- Shady Grove Medical Center
- Washington Adventist Hospital
- Anne Arundel Medical Center
- Atlantic General Hospital
- Bon Secours Hospital
- Calvert Memorial Hospital
- Carroll Hospital Center
- Doctors Community Hospital
- Frostburg Nursing and Rehabilitation Center
- Ft. Washington Medical Center
- Garrett County Memorial Hospital
- Greater Baltimore Medical Center
- Kennedy Krieger Institute
- Levindale Hebrew Geriatric Center
- MedStar St. Mary's Hospital
- MedStar Union Memorial Hospital
- Mercy Medical Center
- Meritus Medical Center
- Mt. Washington Pediatric Hospital
- Northwest Hospital
- SagePoint Senior Living Services
- Sheppard Pratt Health System
- Sinai Hospital
- Union Hospital of Cecil County
- UM Baltimore Washington Medical Center
- UM Charles Regional Medical Center
- UM Harford Memorial Hospital
- UM Laurel Regional Hospital
- UM Medical Center
- UM Medical Center Midtown Campus
- UM Prince George's Hospital Center
- UM Rehabilitation and Orthopaedic Institute
- UM Shore Health at Chestertown
- UM Shore Health at Dorchester
- UM Shore Health at Easton
- UM Rehabilitation and Orthopedic Institute
- UM St. Joseph's Medical Center
- UM Upper Chesapeake Medical Center
- Western Maryland Health System

Strategic Partners

- **NextPlane** - National vendor of adverse event reporting services
- **HQI** – Maryland QIO
- **Vermont Oxford Network** - Voluntary collaboration of healthcare professionals working together as an interdisciplinary community to change the landscape of neonatal care
- **Alliance for Innovation in Maternal Health** - National alliance promoting maternal and infant health
- **Health Facilities Association of Maryland** - A leader and advocate for Maryland's long-term care provider community
- **Maryland Healthcare Education Institute** – The educational affiliate of the Maryland Hospital Association
- **Maryland Hospital Association** - The advocate for Maryland's hospitals, health systems, communities, and patients before legislative and regulatory bodies
- **MedChi** - Statewide professional association for licensed physicians
- **CRISP** - Regional health information exchange (HIE) serving Maryland and the District of Columbia
- **Society to Improve Diagnosis in Medicine** - National non-profit that catalyzes and leads change to improve diagnosis and eliminate harm
- **Maryland Ambulatory Surgical Association** - The state membership association that represents ambulatory surgery centers (ASCs) and provides advocacy and resources to assist ASCs in delivering high quality, cost-effective ambulatory surgery to the patients they serve
- **Johns Hopkins School of Medicine / The Armstrong Institute for Patient Safety and Quality** – The patient safety center within Johns Hopkins Medicine
- **BRG** – Internationally recognized data analytics vendor



Initiatives

- Perinatal/Neonatal Quality Collaborative
- Stopping Sepsis (LTC)
- Clean Collaborative
- Errors in Diagnosis
- Opioid Misuse
- Care Alerts
- ED Wait Times / Throughput
- Medication Reconciliation
- Adverse Event Reporting

Recent Highlights

- 293 fewer Primary C-sections through 2Q 2017 (Vital Statistics (preliminary))
- 113 fewer cases of C-difficile in participating hospitals
- 56.7% reduction transfers of NAS infants to higher or extended level of care
- Sepsis
 - Cohort I: 12.7% decrease in mortality (HSCRC)
 - Cohort II: 22.6% decrease in mortality (HSCRC)
- 22,146 adverse events reported from 11 facilities
- *Caring for the Caregiver* now in 8 facilities
- Relisted as a federal PSO by AHRQ through December 2020
- Contracted with BRG For data analytics

LeapFrog Efforts

- **Medication Safety:** Improving opioid prescribing practices through consumer, physician and medical student education
- **Medication Reconciliation:** Development of a tool/checklist in order to obtain the best possible medication history (readmissions, LOS)
- **Maternity Care:** Early Elective Deliveries collaborative concluded 2013. Currently working on reducing primary cesarean, collaborative scheduled to end June, 2018
- **High Risk Deliveries:** Partnered with Vermont Oxford Network on NAS - collaborative focus is to decrease LOS and transfers
- **Hand Hygiene:** Collaborative concluded 2014; 90+% compliance rate sustained for over two years
- **Managing Serious Events:** Submission of adverse events – currently monitoring trends and working toward increased participation
- **HAI:** Clean Collaborative (reducing levels of surface contamination) - correlation with a decrease of C-Diff rates

Opportunities For Advancement

- Outcome measures improvement – “don't teach to the test”
- Model for specific safety measures approach
- MHCC assistance with participation (acute / post acute)
- Identify and urge greater participation / provide support to outliers
- Increased collaboration between stakeholders (MHCC, HSCRC, MHA, Payors, etc.)
- Increased involvement of patient / family advocates
- Continued support of All Payer model
- MPSC Patient Safety Certification
- Building capacity
- Collaboration and cooperation **not** competition



AGENDA

1. APPROVAL OF MINUTES
2. UPDATE OF ACTIVITIES
3. ACTION: Change in Approved Certificate of Need – 314 Grove Neck Road OPCP, L.L.C. d/b/a Recovery Centers of America at Bracebridge (Docket No. 15-07-2363)
4. ACTION: Change in Approved Certificate of Need – 11100 Billingsley Road OPCO, L.L.C./ Recovery Centers of America-Waldorf (Docket No. 15-08-2362)
5. ACTION: Certificate of Need – Coastal Hospice, Inc. d/b/a Coastal Hospice & Palliative Care – Capital Expenditure in Excess of Applicable Threshold (Docket No. 17-22-2404)
6. ACTION: Repeal and Replacement of COMAR 10.24.11 - State Health Plan for Facilities and Services: General Surgical Services – Final Permanent Regulations
7. PRESENTATION: Health Care Data Breach Assessment
8. PRESENTATION: Maryland Patient Safety Center
9. **PRESENTATION: Use of Nursing Home Quality Ratings in Planning and Certificate of Need Regulation**
10. OVERVIEW OF UPCOMING EVENTS
11. ADJOURNMENT



PRESENTATION:

Use of Nursing Home Quality Ratings in Planning and Certificate of Need Regulation

(Agenda Item #9)

Use of CMS *Nursing Home Compare* Quality Ratings in Planning and Certificate of Need Regulation

Center for Quality Measurement and Reporting
Center for Health Care Facilities Planning and Development
December 21, 2017

CMS Nursing Home Compare Star Ratings

- Proposed use in State Health Plan docketing rules and standards
- Overview of CMS Nursing Home Compare Star Ratings
- Maryland nursing home star ratings by jurisdiction
- Comparison of Maryland and neighboring states
- Maryland nursing home star ratings by corporation

Construction of the Overall Nursing Home Star Rating

- Overall star rating made up of three components:
 - Health inspections
 - Staffing
 - Quality Measures
- Each component has its own star rating
- Health inspection forms the basis of overall rating

CMS Nursing Home Compare Overall Star Ratings 2015 - 2017

Maryland Comprehensive Care Facilities by Jurisdiction

Jurisdiction	Number of CCFs Surveyed Oct. 2017	Number of Beds Oct. 2017	1 Star Overall			2 Star Overall			Total Percent 1 & 2 Star Overall	3 Star Overall			4 Star Overall			5 Star Overall		
			Much Below Average			Below Average				Average			Above Average			Much Above Average		
			2017	2016	2015	2017	2016	2015	2017	2017	2016	2015	2017	2016	2015	2017	2016	2015
Allegany	8	915	4	4	3			1	50%	1	2	2	3	2	2			
Anne Arundel	15	1,786	2	4	3	5	2		47%	4	4	3	2	2	5	2	3	4
Baltimore	44	5,332	5	6	4	9	9	13	32%	8	6	5	6	12	7	15	11	14
Baltimore City	28	3,687	3	6	6	4	5	8	25%	13	7	3	2	7	4	6	3	7
Calvert	4	302							0%	1	1	1		1	1	3	2	2
Caroline	2	187		1	1	1			50%				1		1		1	
Carroll	10	933	1	2	1	2	1		30%	1	3	1	2		4	4	4	4
Cecil	3	376	1	1	1		1	1	33%	1						1	1	1
Charles	4	489				1		1	25%	1	1	2	1	3		1		
Dorchester	2	258							0%		2	1	2					1
Frederick	9	1,206	1		1	2	3	4	33%	2	4	1	2	2	2	2		1
Garrett	4	316					1	2	0%		1		2	1	1	2	1	1
Harford	6	751				1	1		17%	2	1	2	1	4	4	2		
Howard	6	576			1	1	2		17%			2	2	1	1	2	2	1
Kent	3	228		1					0%	1				1	2	2	1	1
Montgomery	34	4,580	3	3	1	8	9	7	32%	2	3	4	6	9	11	15	10	11
Prince Georges	19	2,801	3	3	2	1	1	3	21%	3	4	5	5	7	3	7	4	6
Queen Annes	1	120	1						100%					1	1			
Somerset	2	211				1	1	1	50%		1	1	1					
St. Marys	3	571							0%	1	1		1	2	3	1		
Talbot	2	285					1		0%	1		1	1		1		1	
Washington	10	1,144	3	3	2	4	4	1	70%	2		3		3	2	1		2
Wicomico	4	613					1	1	0%	1	1	1	1		1	2	2	1
Worcester	3	307		1	1	1		1	33%	2	2							1
State Total	226	27,974	27	35	27	41	42	44	30%	47	44	38	41	58	56	68	46	58

Source: <https://data.medicare.gov/data/nursing-home-compare> Last accessed December 13, 2017

CMS Nursing Home Compare Overall Star Ratings 2015-2017

Comprehensive Care Facility Comparison National - Maryland - Regional

October 2017 CMS Nursing Home Compare Download

	Total # Facilities		Much Below Average	Below Average	% Below Average	Average	Above Average	Much Above Average
	Surveyed	Not Rated*	1 star	2 star	1 & 2 Stars	3 star	4 star	5 star
National	15,660	516	1,956	2,879	32%	2,639	3,404	4,266
Maryland	226	2	27	41	30%	47	41	68
DC	18	0	0	3	17%	1	2	12
Delaware	45	3	2	6	19%	6	9	19
Pennsylvania	701	16	115	130	36%	133	127	180
Virginia	287	2	49	59	38%	54	54	69
West Virginia	125	1	25	28	43%	17	36	18

* 2017 Not Rated included 396 facilities *Rating Not Displayed*, 120 *Too New to Rate*; 2016 & 2015 reporting periods were generally *Too New to Rate*. *Not Rated facilities* were removed from the total for calculating percentage of Below Average facilities.

October 2016 CMS Nursing Home Compare Download

	Total # Facilities		Much Below Average	Below Average	% Below Average	Average	Above Average	Much Above Average
	Surveyed	Not Rated*	1 star	2 star	1 & 2 Stars	3 star	4 star	5 star
National	15,644	138	2,510	2,921	35%	2,879	3,553	3,643
Maryland	228	0	35	42	34%	44	59	48
DC	19	0	0	3	16%	2	3	11
Delaware	45	0	3	8	24%	7	12	15
Pennsylvania	701	2	138	132	39%	133	159	137
Virginia	288	5	55	55	39%	50	67	56
West Virginia	126	1	34	28	50%	25	21	17

October 2015 CMS Nursing Home Compare Download

	Total # Facilities		Much Below Average	Below Average	% Below Average	Average	Above Average	Much Above Average
	Surveyed	Not Rated*	1 star	2 star	1 & 2 Stars	3 star	4 star	5 star
National	15,657	140	2,298	3,060	35%	2,916	3,702	3,541
Maryland	228	2	27	44	31%	38	57	60
DC	19	0	1	3	21%	2	3	10
Delaware	46	0	1	9	22%	5	13	18
Pennsylvania	700	3	129	141	39%	132	149	146
Virginia	287	2	48	57	37%	66	63	51
West Virginia	126	1	30	25	44%	26	27	17

Source: <https://data.medicare.gov/data/nursing-home-compare> Last accessed December 13, 2017

CMS Nursing Home Compare Overall Star Ratings 2015 - 2017

Largest Comprehensive Care Facility (CCF) Operators in Maryland

Operators with Multiple Maryland CCFs	Number of CCF Operated Nationally	Current Number of CCFs in Maryland*	Number of CCFs Surveyed Oct 2017	Number of Maryland Beds	Percent 1 & 2 Star Overall
					2017
Genesis	450	33	33	4,428	58%
Communicare	69	18	18	2,413	56%
FutureCare	0	14	14	2,175	7%
HCR Manor Care	231	14	14	2,000	21%
Murray Foreman	98	12	12	1,498	33%
Sava Senior Care	236	11	11	1,705	45%
Lorien	0	9	9	812	0%
Brinton Woods	7	5	5	607	40%
NMS Healthcare	4	4	5	784	100%
Consulate	68	2	2	279	100%
Single Facility Operators		72	70	8,284	20%
CCRC		38	33	2,989	9%
State Total		232	226	27,974	30%

* Number of facilities surveyed in CMS Overall Star Ratings 2015 - 2017 might differ from current number of facilities

Source: <https://data.medicare.gov/data/nursing-home-compare> Last accessed December 13, 2017

CMS Nursing Home Compare Overall Star Ratings 2015 - 2017

Largest Comprehensive Care Facility (CCF) Operators in Maryland

Operators with Multiple Maryland CCFs	Number of CCF Operated Nationally	Current Number of CCFs in Maryland*	Number of CCFs Surveyed Oct 2017	Number of Maryland Beds	1 Star Overall			2 Star Overall			3 Star Overall			4 Star Overall			5 Star Overall			Total Percent
					Much Below Average			Below Average			Average			Above Average			Much Above Average			1 & 2 Star Overall
					2017	2016	2015	2017	2016	2015	2017	2016	2015	2017	2016	2015	2017	2016	2015	2017
Genesis	450	33	33	4,428	7	9	5	12	9	11	6	6	7	5	7	4	3	2	6	58%
Communicare	69	18	18	2,413	6	7	3	4	5	6	6	3	5		2	4	2	1		56%
FutureCare	0	14	14	2,175	1				2	2	5	3	3	4	8	3	4	1	6	7%
HCR Manor Care	231	14	14	2,000		1	3	3	4	3	3	2	2	4	6	2	4	1	4	21%
Murray Foreman	98	12	12	1,498	2	3	3	2	1	4	4	4	1	4	4	2			1	33%
Sava Senior Care	236	11	11	1,705	3	4	5	2	3	1	4	4	4	2		1				45%
Lorien	0	9	9	812					1		1	1	2	4	5	5	4	2	2	0%
Brinton Woods	7	5	5	607	1	2	2	1	1	1	1				1	1	2	1	1	40%
NMS Healthcare	4	4	5	784	3	1	1	2	2	3		1			1	1				100%
Consulate	68	2	2	279	1	2	2	1												100%
Single Facility Operators		72	70	8,284	2	5	3	12	11	12	13	17	12	12	19	23	30	21	23	20%
CCRC		38	33	2,989	1	1		2	3	1	4	3	2	6	6	11	19	19	17	9%
State Total		232	226	27,974	27	35	27	41	42	44	47	44	38	41	59	57	68	48	60	30%

* Number of facilities surveyed in CMS Overall Star Ratings 2015 - 2017 might differ from current number of facilities

Source: <https://data.medicare.gov/data/nursing-home-compare> Last accessed December 13, 2017



AGENDA

1. APPROVAL OF MINUTES
2. UPDATE OF ACTIVITIES
3. [ACTION: Change in Approved Certificate of Need – 314 Grove Neck Road OPCP, L.L.C. d/b/a Recovery Centers of America at Bracebridge \(Docket No. 15-07-2363\)](#)
4. [ACTION: Change in Approved Certificate of Need – 11100 Billingsley Road OPCO, L.L.C./ Recovery Centers of America-Waldorf \(Docket No. 15-08-2362\)](#)
5. [ACTION: Certificate of Need – Coastal Hospice, Inc. d/b/a Coastal Hospice & Palliative Care – Capital Expenditure in Excess of Applicable Threshold \(Docket No. 17-22-2404\)](#)
6. [ACTION: Repeal and Replacement of COMAR 10.24.11 - State Health Plan for Facilities and Services: General Surgical Services – Final Permanent Regulations](#)
7. [PRESENTATION: Health Care Data Breach Assessment](#)
8. [PRESENTATION: Maryland Patient Safety Center](#)
9. [PRESENTATION: Use of Nursing Home Quality Ratings in Planning and Certificate of Need Regulation](#)
10. **[OVERVIEW OF UPCOMING EVENTS](#)**
11. [ADJOURNMENT](#)



Overview of Upcoming Initiatives

(Agenda Item #10)

The background of the image is the Maryland state flag, which is a quartered flag. The top-left and bottom-right quarters are black and gold diagonal stripes. The top-right and bottom-left quarters are white with a red cross. The text "ENJOY THE REST OF YOUR DAY" is centered over the flag in a blue, sans-serif font.

ENJOY THE REST OF
YOUR DAY