



Optumas Analytics

Episode of Care Analysis

9/21/20



Background

Episode of care analysis is a powerful tool for identifying opportunity to **reduce costs and improve outcomes** in the delivery system.



Working with Signify Health, Optumas developed a version of the Signify episode of care grouper.

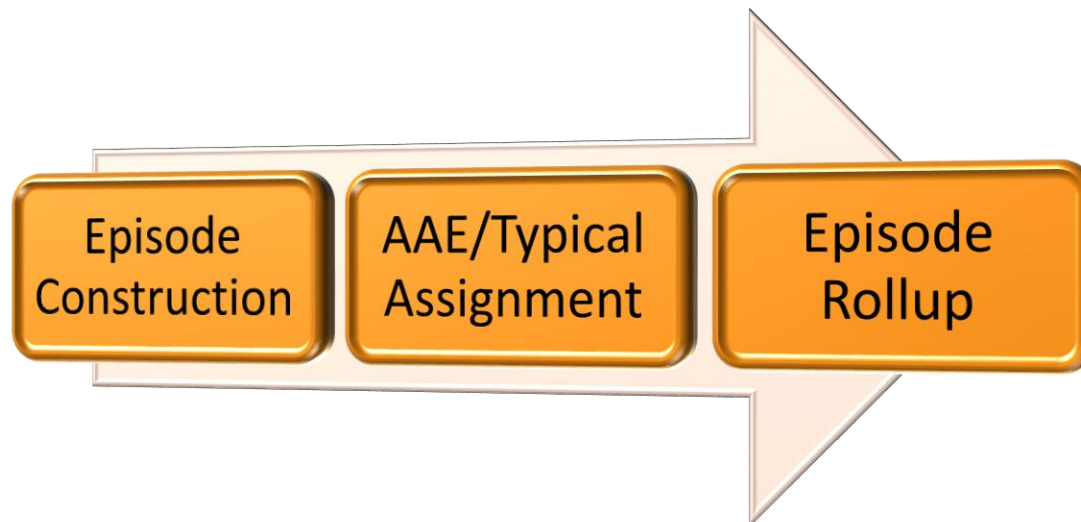
Signify is partnering with Optumas to provide clinical support and business rules for the tool while Optumas provides technical support, data processing, and downstream analytics using the tools outputs.



Episode Analysis Overview

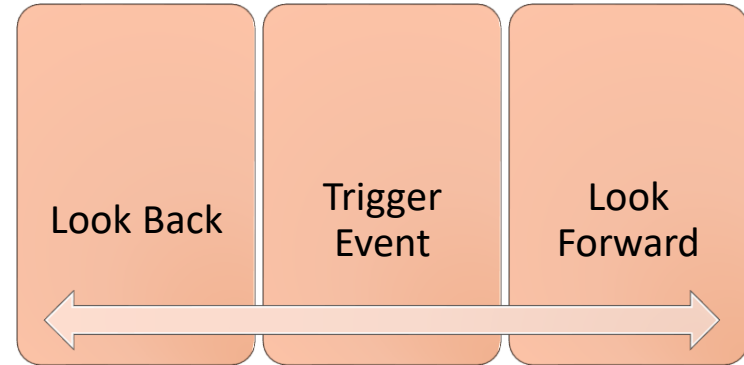
Episode of care analysis has three primary components. They include:

- **Episode construction:** Episodes are triggered, and all clinically relevant services are associated with the episode.
- **Adverse Actionable Events (AAE) and Typical Care:** the clinically relevant services for each episode are flagged as either an AAE, or typical care.
- **Episode ‘Roll Up’:** Relationships between different episodes are established to allow for two different types of cost aggregation.



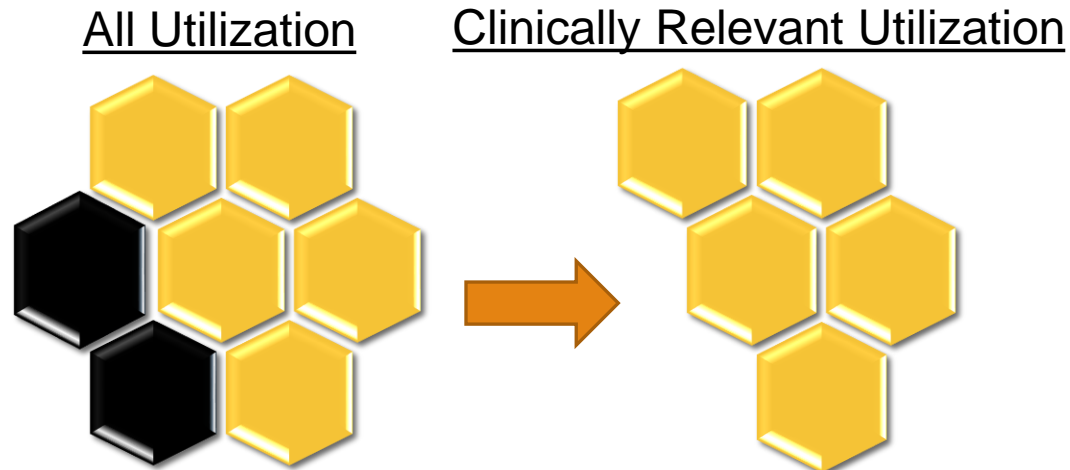
Episode Construction

Episode construction begins when a qualifying procedure code/diagnosis code combination is identified that can trigger an episode.

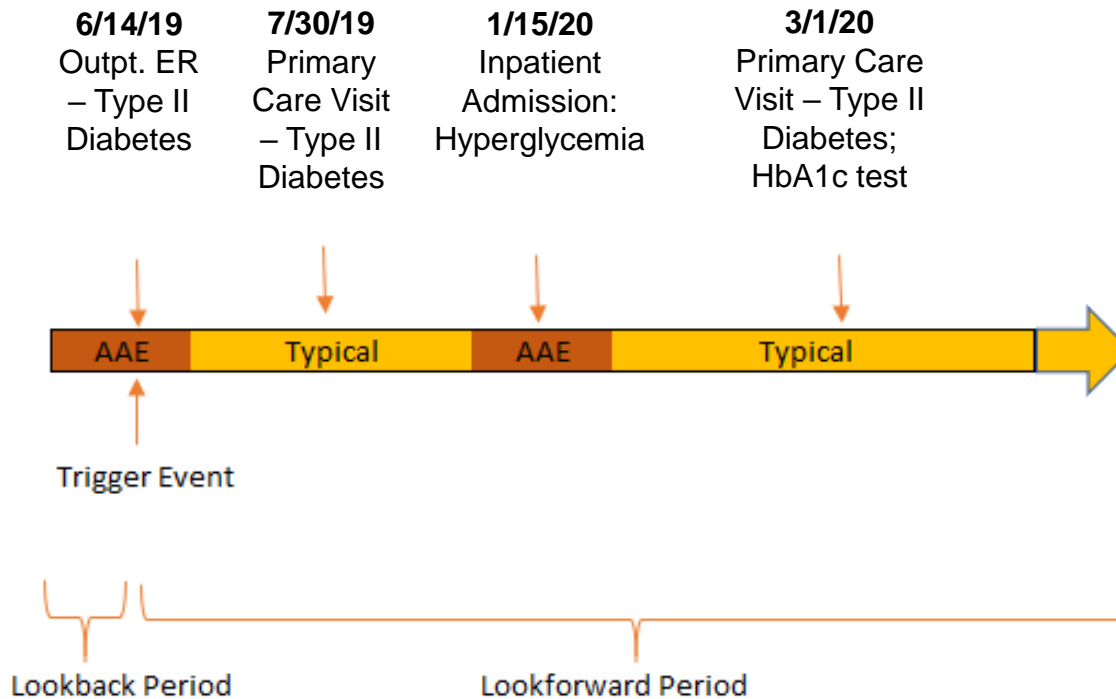


An episode-specific time period around the trigger event is established.

Within that time period, services that are clinically relevant to the episode are isolated.



Episode of Care Example: Diabetes



Note: pharmacy utilization within the episode is considered typical care

